

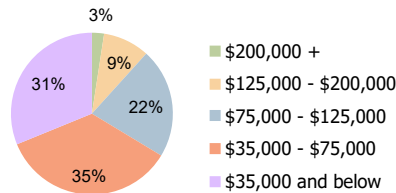
Cudahy Plaza Cudahy, CA	1.00 Mile Radius	3.00 Mile Radius	5.00 Mile Radius
----------------------------	------------------	------------------	------------------

### Current Year Demographics

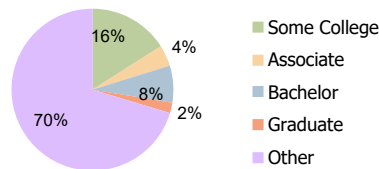
Current Population	49,392	354,731	923,565
Total Daytime Pop	38,240	315,687	847,539
Workplace Pop	7,923	95,119	275,224
Average Household Income	\$61,076	\$67,734	\$69,573
Average Disposable Income	\$52,973	\$57,458	\$58,515
Total Households	12,945	92,958	238,732
Median Home Value	\$652,411	\$665,849	\$661,059
College (4+)	8.7%	9.5%	10.2%
Total Consumer Spending/Capita (Weekly)	\$402	\$411	\$411
Population per Household	2.13	2.01	2.47
% of Households with Children	43.3%	42.2%	41.1%

### 2028 Demographic Projections

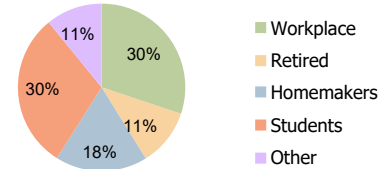
Projected Population	49,655	358,023	934,734
Projected 5 Year Annual Growth Rate (Pop)	0.1%	0.2%	0.2%



Household Income (3.00 Mile Radius)



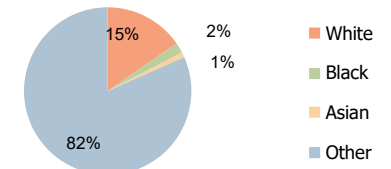
Education (3.00 Mile Radius)



Daytime Population (3.00 Mile Radius)

### Hispanic Ethnicity

94% Hispanic | 6% Non Hispanic



Race (3.00 Mile Radius)

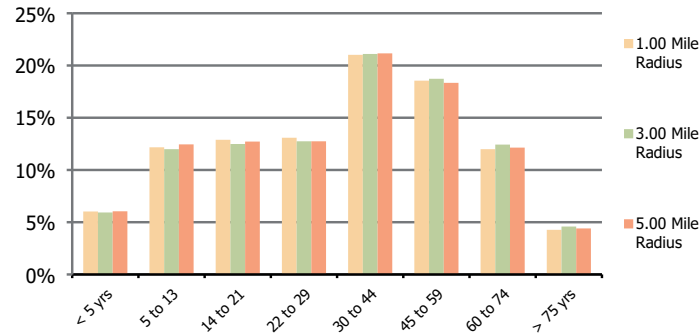


# Demographic Summary Report

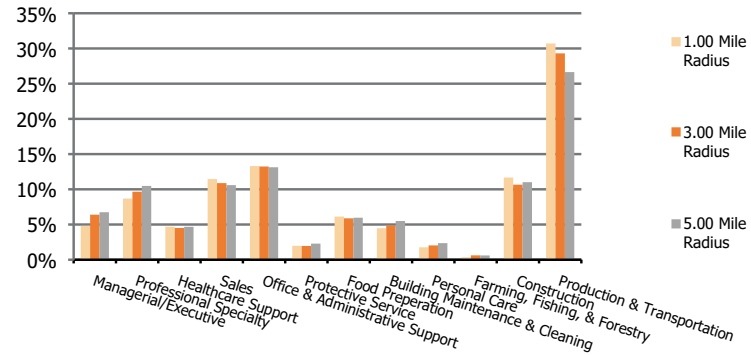
2020 Census, 2023 Estimates & 2028 Projections  
 Calculated using TAS Retrieval

<b>Cudahy Plaza</b> Cudahy, CA	<b>1.00 Mile Radius</b>	<b>3.00 Mile Radius</b>	<b>5.00 Mile Radius</b>
-----------------------------------	-------------------------	-------------------------	-------------------------

**Population by Age Range**



**Occupation**



<b>Population</b>	Current Estimated Population	49,392	354,731	923,565
	2010 Census Population	48,530	328,026	809,185
	2000 Census Population	49,394	335,427	797,437
	Historical Annual Growth 2000 to 2010	-0.2%	-0.2%	0.1%
	Estimated Annual Growth 2010 to 2023	0.1%	0.6%	1.0%
	Projected Annual Growth 2023 to 2028	0.1%	0.2%	0.2%
<b>Ethnic</b>	Hispanic or Latino Population	95%	94%	87%
	Non Hispanic or Latino Population	5%	6%	13%
<b>Race</b>	White	17.2%	15.4%	14.4%
	Black or African American	0.8%	2.0%	7.0%
	Asian & Pacific Islander	0.7%	1.0%	1.5%
	Other Races	81.2%	81.6%	77.0%