



Demographic Summary Report

2020 Census, 2024 Estimates & 2029 Projections
 Calculated using TAS Retrieval

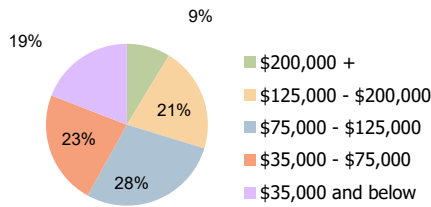
Plaza at Buckland Hills Manchester, CT	1.00 Mile Radius	3.00 Mile Radius	5.00 Mile Radius
---	------------------	------------------	------------------

Current Year Demographics

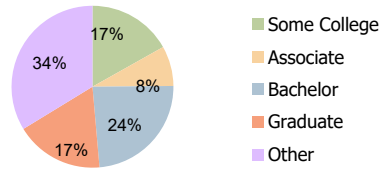
Current Population	4,654	58,033	132,691
Total Daytime Pop	3,921	68,346	132,367
Workplace Pop	1,949	25,526	47,372
Average Household Income	\$122,819	\$107,034	\$112,004
Average Disposable Income	\$96,864	\$81,712	\$84,180
Total Households	2,185	24,147	53,800
Median Home Value	\$373,609	\$303,843	\$327,982
College (4+)	68.3%	41.4%	37.6%
Total Consumer Spending/Capita (Weekly)	\$487	\$480	\$486
Population per Household	2.13	2.01	2.47
% of Households with Children	34.5%	28.2%	26.9%

2029 Demographic Projections

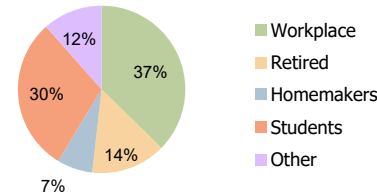
Projected Population	4,696	58,358	133,494
Projected 5 Year Annual Growth Rate (Pop)	0.2%	0.1%	0.1%



Household Income (3.00 Mile Radius)

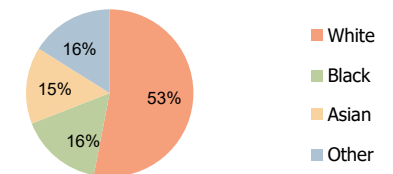


Education (3.00 Mile Radius)



Daytime Population (3.00 Mile Radius)

Hispanic Ethnicity
 17% Hispanic | 83% Non Hispanic



Race (3.00 Mile Radius)

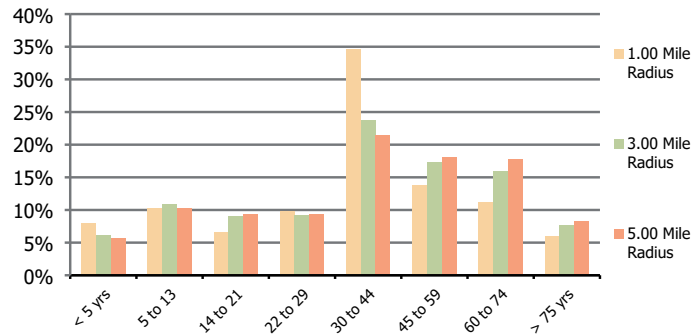


Demographic Summary Report

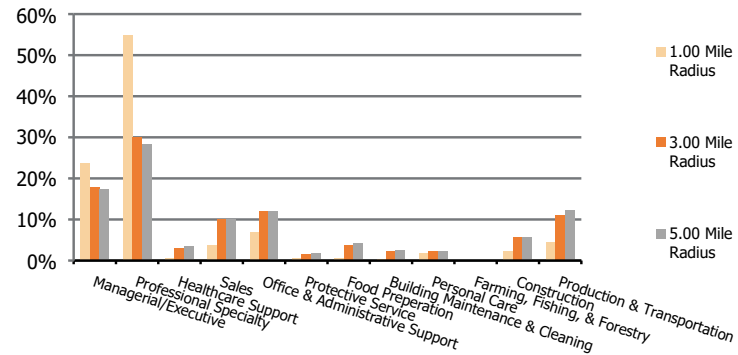
2020 Census, 2024 Estimates & 2029 Projections
 Calculated using TAS Retrieval

Plaza at Buckland Hills Manchester, CT	1.00 Mile Radius	3.00 Mile Radius	5.00 Mile Radius
--	-------------------------	-------------------------	-------------------------

Population by Age Range



Occupation



Population	Current Estimated Population	4,654	58,033	132,691
	2010 Census Population	4,013	55,323	129,524
	2000 Census Population	3,215	51,749	121,923
	Historical Annual Growth 2000 to 2010	2.2%	0.7%	0.6%
	Estimated Annual Growth 2010 to 2024	1.0%	0.3%	0.2%
	Projected Annual Growth 2024 to 2029	0.2%	0.1%	0.1%
Ethnic	Hispanic or Latino Population	10%	17%	19%
	Non Hispanic or Latino Population	90%	83%	81%
Race	White	42.2%	53.1%	56.0%
	Black or African American	8.3%	16.0%	16.7%
	Asian & Pacific Islander	39.9%	14.8%	10.4%
	Other Races	9.6%	16.1%	16.9%