

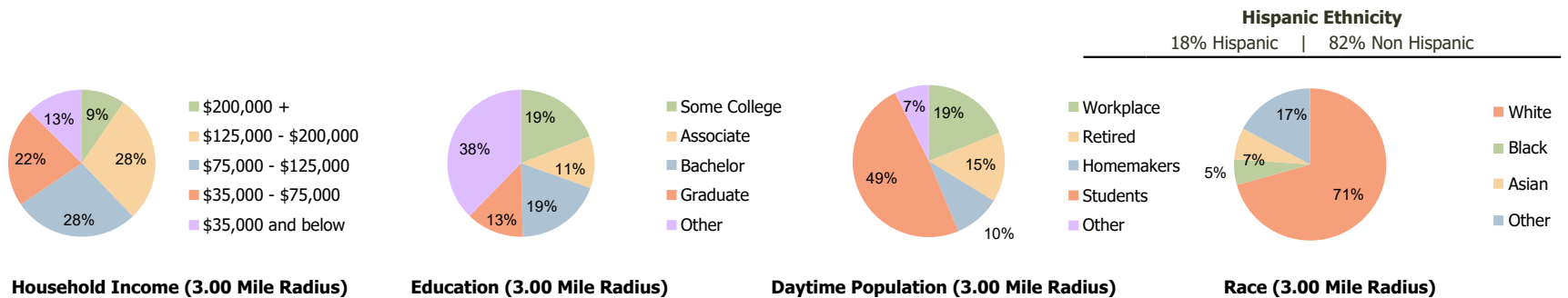
College Plaza Selden, NY	1.00 Mile Radius	3.00 Mile Radius	5.00 Mile Radius
-----------------------------	------------------	------------------	------------------

### Current Year Demographics

Current Population	14,458	101,988	245,832
Total Daytime Pop	18,057	104,516	230,089
Workplace Pop	2,545	19,765	63,183
Average Household Income	\$104,560	\$117,860	\$121,651
Average Disposable Income	\$85,420	\$91,040	\$92,968
Total Households	4,637	34,188	82,139
Median Home Value	\$439,652	\$463,805	\$486,179
College (4+)	25.9%	31.8%	34.4%
Total Consumer Spending/Capita (Weekly)	\$510	\$519	\$521
Population per Household	2.13	2.01	2.47
% of Households with Children	32.6%	32.2%	29.1%

### 2028 Demographic Projections

Projected Population	14,002	100,241	244,752
Projected 5 Year Annual Growth Rate (Pop)	-0.6%	-0.3%	-0.1%



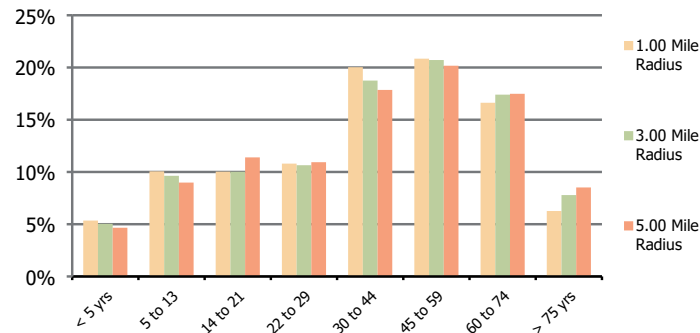


# Demographic Summary Report

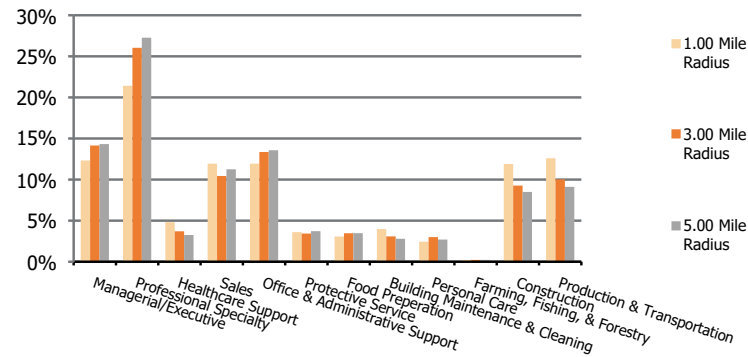
2020 Census, 2023 Estimates & 2028 Projections  
 Calculated using TAS Retrieval

<b>College Plaza</b> Selden, NY	<b>1.00 Mile Radius</b>	<b>3.00 Mile Radius</b>	<b>5.00 Mile Radius</b>
------------------------------------	-------------------------	-------------------------	-------------------------

**Population by Age Range**



**Occupation**



<b>Population</b>	Current Estimated Population	14,458	101,988	245,832
	2010 Census Population	10,957	57,439	166,144
	2000 Census Population	11,003	54,652	156,451
	Historical Annual Growth 2000 to 2010	0.0%	0.5%	0.6%
	Estimated Annual Growth 2010 to 2023	2.1%	4.4%	3.0%
	Projected Annual Growth 2023 to 2028	-0.6%	-0.3%	-0.1%
<b>Ethnic</b>	Hispanic or Latino Population	20%	18%	17%
	Non Hispanic or Latino Population	80%	82%	83%
<b>Race</b>	White	69.2%	70.7%	70.3%
	Black or African American	4.3%	5.4%	6.8%
	Asian & Pacific Islander	8.0%	6.7%	6.8%
	Other Races	18.5%	17.2%	16.1%