

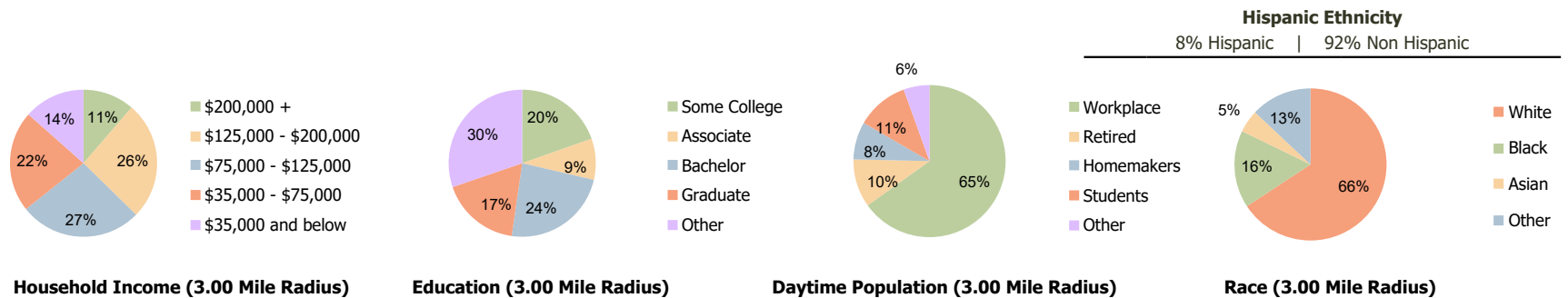
South Plaza Shopping Center California, MD	1.00 Mile Radius	3.00 Mile Radius	5.00 Mile Radius
---	------------------	------------------	------------------

Current Year Demographics

Current Population	4,702	24,415	52,065
Total Daytime Pop	6,507	27,376	60,596
Workplace Pop	3,485	17,827	37,816
Average Household Income	\$106,528	\$113,071	\$107,776
Average Disposable Income	\$88,397	\$92,194	\$86,699
Total Households	1,945	9,442	20,232
Median Home Value	\$368,250	\$369,714	\$378,581
College (4+)	39.0%	41.1%	36.7%
Total Consumer Spending/Capita (Weekly)	\$435	\$441	\$436
Population per Household	2.13	2.01	2.47
% of Households with Children	33.3%	38.1%	35.2%

2028 Demographic Projections

Projected Population	5,097	26,469	55,173
Projected 5 Year Annual Growth Rate (Pop)	1.6%	1.6%	1.2%





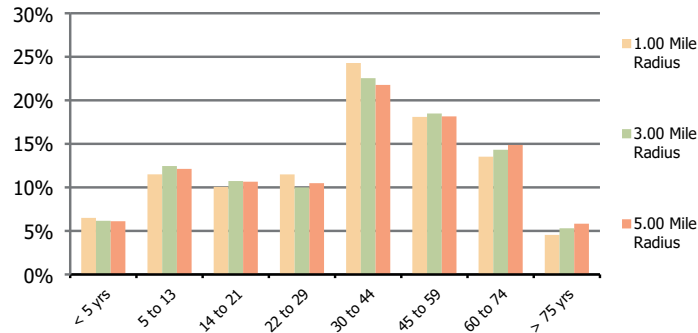
Demographic Summary Report

2020 Census, 2023 Estimates & 2028 Projections
 Calculated using TAS Retrieval

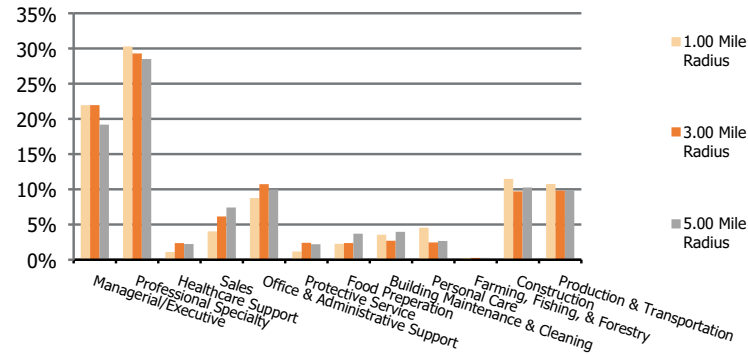
South Plaza Shopping Center
 California, MD

1.00 Mile Radius **3.00 Mile Radius** **5.00 Mile Radius**

Population by Age Range



Occupation



Population	Current Estimated Population	4,702	24,415	52,065
	2010 Census Population	0	2,585	8,854
	2000 Census Population	0	2,657	8,414
	Historical Annual Growth 2000 to 2010	0.0%	-0.3%	0.5%
	Estimated Annual Growth 2010 to 2023	0.0%	18.5%	14.3%
	Projected Annual Growth 2023 to 2028	1.6%	1.6%	1.2%
Ethnic	Hispanic or Latino Population	8%	8%	8%
	Non Hispanic or Latino Population	92%	92%	92%
Race	White	64.3%	65.7%	62.7%
	Black or African American	17.3%	16.5%	19.8%
	Asian & Pacific Islander	5.1%	4.8%	4.4%
	Other Races	13.2%	13.0%	13.1%