

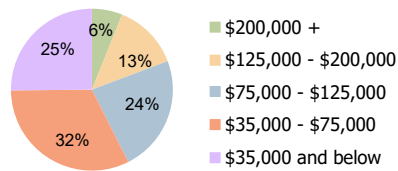
Sarasota Village Sarasota, FL	1.00 Mile Radius	3.00 Mile Radius	5.00 Mile Radius
----------------------------------	------------------	------------------	------------------

### Current Year Demographics

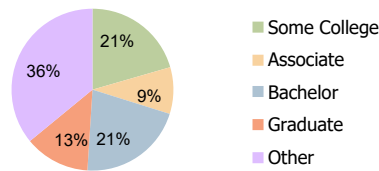
Current Population	12,096	91,804	187,409
Total Daytime Pop	11,527	98,077	203,902
Workplace Pop	4,606	40,644	85,378
Average Household Income	\$79,055	\$90,846	\$99,283
Average Disposable Income	\$65,267	\$71,186	\$75,801
Total Households	5,648	41,144	85,568
Median Home Value	\$393,878	\$429,659	\$458,976
College (4+)	32.5%	34.2%	38.0%
Total Consumer Spending/Capita (Weekly)	\$399	\$404	\$408
Population per Household	2.13	2.01	2.47
% of Households with Children	16.8%	19.0%	16.9%

### 2028 Demographic Projections

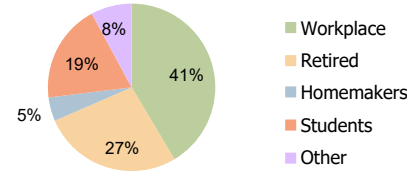
Projected Population	10,518	82,986	180,606
Projected 5 Year Annual Growth Rate (Pop)	-2.8%	-2.0%	-0.7%



Household Income (3.00 Mile Radius)



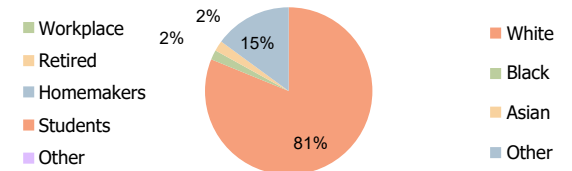
Education (3.00 Mile Radius)



Daytime Population (3.00 Mile Radius)

### Hispanic Ethnicity

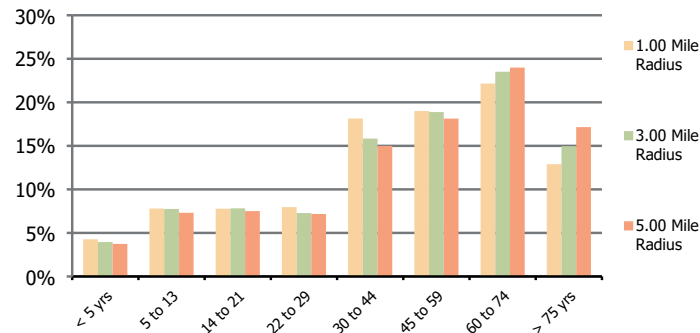
14% Hispanic | 86% Non Hispanic



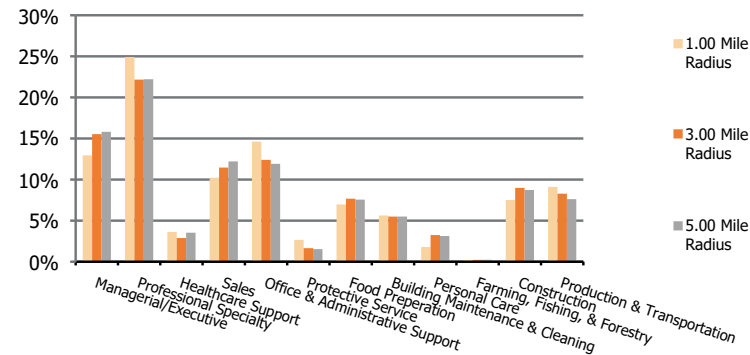
Race (3.00 Mile Radius)

<b>Sarasota Village</b> Sarasota, FL	<b>1.00 Mile Radius</b>	<b>3.00 Mile Radius</b>	<b>5.00 Mile Radius</b>
---	-------------------------	-------------------------	-------------------------

**Population by Age Range**



**Occupation**



	1.00 Mile Radius	3.00 Mile Radius	5.00 Mile Radius
<b>Population</b>			
Current Estimated Population	12,096	91,804	187,409
2010 Census Population	10,519	68,424	127,441
2000 Census Population	10,597	71,882	132,175
Historical Annual Growth 2000 to 2010	-0.1%	-0.5%	-0.4%
Estimated Annual Growth 2010 to 2023	1.1%	2.2%	3.0%
Projected Annual Growth 2023 to 2028	-2.8%	-2.0%	-0.7%
<b>Ethnic</b>			
Hispanic or Latino Population	17%	14%	14%
Non Hispanic or Latino Population	83%	86%	86%
<b>Race</b>			
White	79.1%	81.2%	78.3%
Black or African American	1.9%	1.9%	4.4%
Asian & Pacific Islander	1.6%	2.0%	2.1%
Other Races	17.4%	14.9%	15.2%