



Demographic Summary Report

2020 Census, 2024 Estimates & 2029 Projections
 Calculated using TAS Retrieval

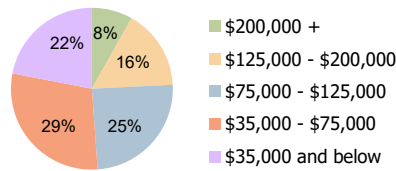
Cobblestone Village St. Augustine, FL	1-Mile Radius	3-Mile Radius	5-Mile Radius
--	---------------	---------------	---------------

Current Year Demographics

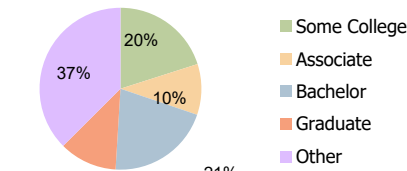
Current Population	5,002	40,229	77,606
Total Daytime Pop	10,521	49,444	85,696
Workplace Pop	7,733	24,210	35,744
Average Household Income	\$76,814	\$96,290	\$101,663
Average Disposable Income	\$65,475	\$79,479	\$82,624
Total Households	2,124	17,023	33,845
Median Home Value	\$362,916	\$409,988	\$433,207
College (4+)	29.0%	32.3%	34.2%
Total Consumer Spending/Capita (Weekly)	\$412	\$428	\$433
Population per Household	2.13	2.01	2.47
% of Households with Children	24.8%	17.2%	17.5%

2029 Demographic Projections

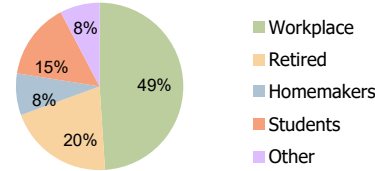
Projected Population	4,963	40,177	77,500
Projected 5 Year Annual Growth Rate (Pop)	-0.2%	0.0%	0.0%



Household Income (3-Mile Radius)



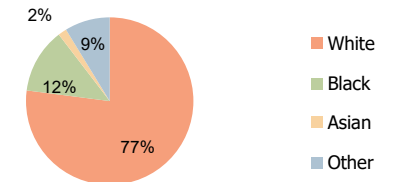
Education (3-Mile Radius)



Daytime Population (3-Mile Radius)

Hispanic Ethnicity

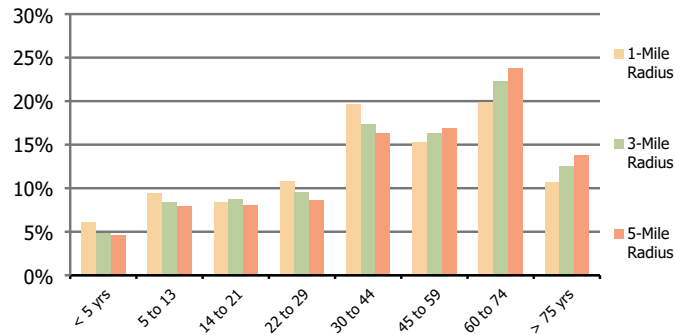
8% Hispanic | 92% Non Hispanic



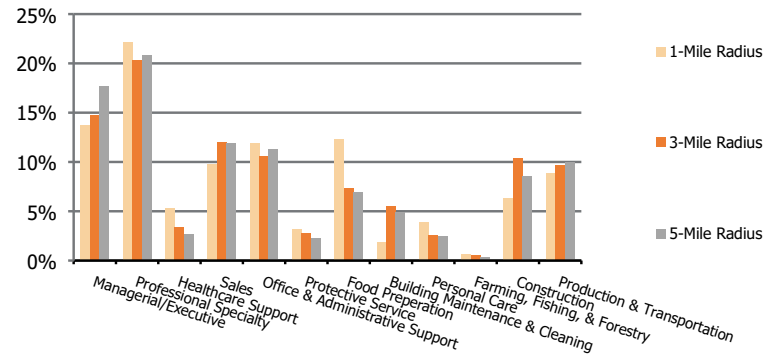
Race (3-Mile Radius)

Cobblestone Village St. Augustine, FL	1-Mile Radius	3-Mile Radius	5-Mile Radius
---	----------------------	----------------------	----------------------

Population by Age Range



Occupation



	1-Mile Radius	3-Mile Radius	5-Mile Radius
Population			
Current Estimated Population	5,002	40,229	77,606
2010 Census Population	3,749	32,228	60,170
2000 Census Population	2,799	27,472	49,802
Historical Annual Growth 2000 to 2010	3.0%	1.6%	1.9%
Estimated Annual Growth 2010 to 2024	2.0%	1.6%	1.8%
Projected Annual Growth 2024 to 2029	-0.2%	0.0%	0.0%
Ethnic			
Hispanic or Latino Population	8%	8%	7%
Non Hispanic or Latino Population	92%	92%	93%
Race			
White	74.9%	77.0%	82.6%
Black or African American	15.1%	12.6%	7.9%
Asian & Pacific Islander	1.3%	1.7%	1.5%
Other Races	8.6%	8.7%	8.1%