



Demographic Summary Report

2020 Census, 2024 Estimates & 2029 Projections
 Calculated using TAS Retrieval

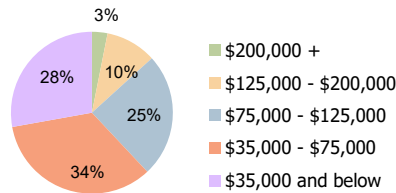
Regency Park Shopping Center Jacksonville, FL	1-Mile Radius	3-Mile Radius	5-Mile Radius
--	---------------	---------------	---------------

Current Year Demographics

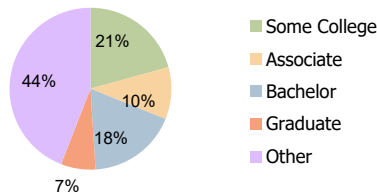
Current Population	10,826	95,168	225,781
Total Daytime Pop	14,417	92,125	250,849
Workplace Pop	7,259	32,835	97,985
Average Household Income	\$62,327	\$73,393	\$85,318
Average Disposable Income	\$53,111	\$62,836	\$70,349
Total Households	4,322	37,680	90,540
Median Home Value	\$266,504	\$285,027	\$322,406
College (4+)	21.7%	24.8%	31.3%
Total Consumer Spending/Capita (Weekly)	\$389	\$404	\$410
Population per Household	2.13	2.01	2.47
% of Households with Children	31.2%	28.2%	26.8%

2029 Demographic Projections

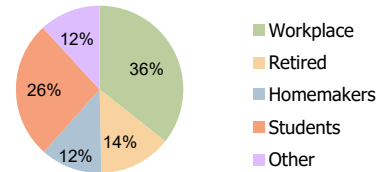
Projected Population	11,035	94,614	223,401
Projected 5 Year Annual Growth Rate (Pop)	0.4%	-0.1%	-0.2%



Household Income (3-Mile Radius)



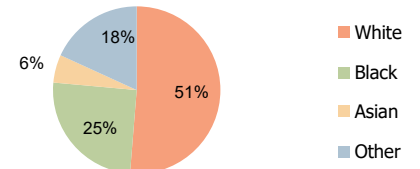
Education (3-Mile Radius)



Daytime Population (3-Mile Radius)

Hispanic Ethnicity

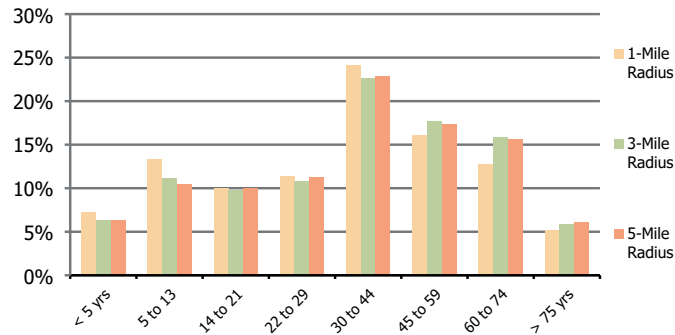
19% Hispanic | 81% Non Hispanic



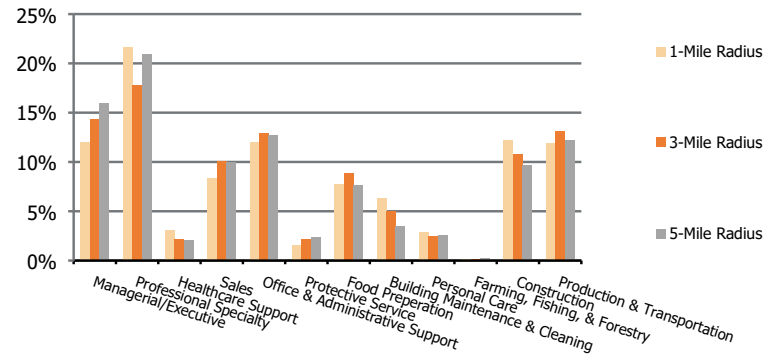
Race (3-Mile Radius)

Regency Park Shopping Center Jacksonville, FL	1-Mile Radius	3-Mile Radius	5-Mile Radius
---	----------------------	----------------------	----------------------

Population by Age Range



Occupation



Population	Current Estimated Population	10,826	95,168	225,781
	2010 Census Population	7,679	79,387	191,800
	2000 Census Population	8,005	76,190	172,498
	Historical Annual Growth 2000 to 2010	-0.4%	0.4%	1.1%
	Estimated Annual Growth 2010 to 2024	2.4%	1.3%	1.2%
	Projected Annual Growth 2024 to 2029	0.4%	-0.1%	-0.2%
Ethnic	Hispanic or Latino Population	18%	19%	17%
	Non Hispanic or Latino Population	82%	81%	83%
Race	White	44.4%	51.3%	53.5%
	Black or African American	34.6%	25.2%	22.8%
	Asian & Pacific Islander	4.3%	5.4%	7.4%
	Other Races	16.7%	18.2%	16.2%