



Demographic Summary Report

2020 Census, 2024 Estimates & 2029 Projections
 Calculated using TAS Retrieval

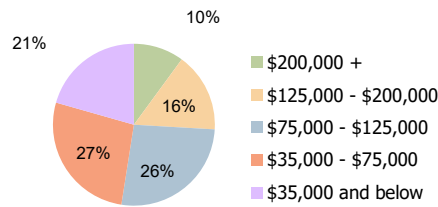
Sarasota Village Sarasota, FL	1-Mile Radius	3-Mile Radius	5-Mile Radius
----------------------------------	---------------	---------------	---------------

Current Year Demographics

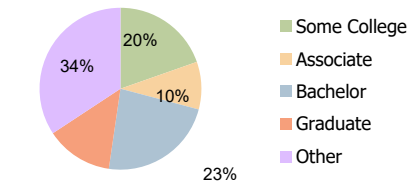
Current Population	12,069	91,670	187,847
Total Daytime Pop	12,378	102,695	213,491
Workplace Pop	4,930	42,572	89,363
Average Household Income	\$94,889	\$110,764	\$124,417
Average Disposable Income	\$76,711	\$83,508	\$89,292
Total Households	5,634	41,098	85,729
Median Home Value	\$431,526	\$486,596	\$513,719
College (4+)	32.0%	36.6%	40.3%
Total Consumer Spending/Capita (Weekly)	\$445	\$454	\$459
Population per Household	2.13	2.01	2.47
% of Households with Children	16.5%	18.7%	17.4%

2029 Demographic Projections

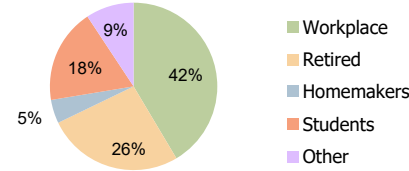
Projected Population	11,228	86,866	185,266
Projected 5 Year Annual Growth Rate (Pop)	-1.4%	-1.1%	-0.3%



Household Income (3-Mile Radius)



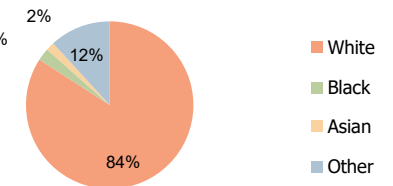
Education (3-Mile Radius)



Daytime Population (3-Mile Radius)

Hispanic Ethnicity

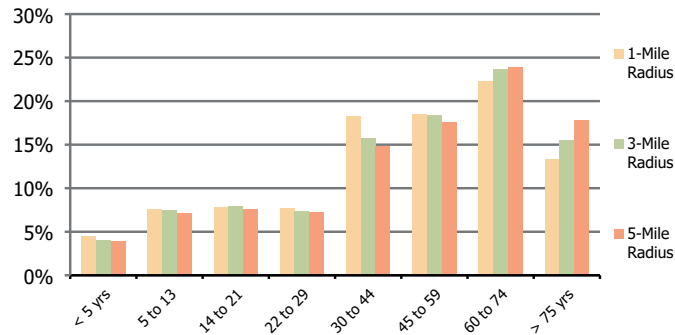
13% Hispanic | 87% Non Hispanic



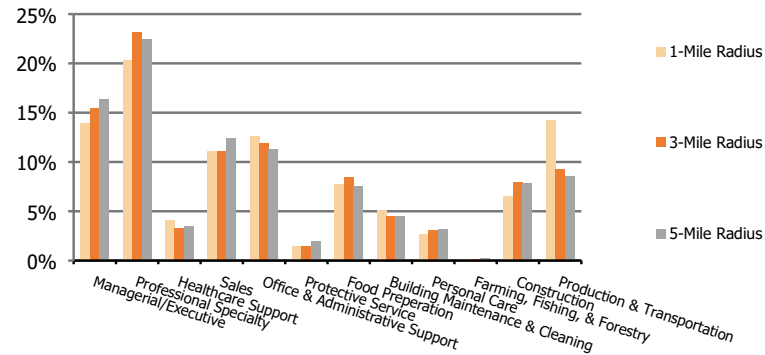
Race (3-Mile Radius)

Sarasota Village Sarasota, FL	1-Mile Radius	3-Mile Radius	5-Mile Radius
---	----------------------	----------------------	----------------------

Population by Age Range



Occupation



	1-Mile Radius	3-Mile Radius	5-Mile Radius
Population			
Current Estimated Population	12,069	91,670	187,847
2010 Census Population	11,496	84,729	167,787
2000 Census Population	11,270	86,556	166,986
Historical Annual Growth 2000 to 2010	0.2%	-0.2%	0.0%
Estimated Annual Growth 2010 to 2024	0.3%	0.6%	0.8%
Projected Annual Growth 2024 to 2029	-1.4%	-1.1%	-0.3%
Ethnic			
Hispanic or Latino Population	16%	13%	14%
Non Hispanic or Latino Population	84%	87%	86%
Race			
White	82.9%	84.1%	81.0%
Black or African American	1.9%	2.4%	4.7%
Asian & Pacific Islander	1.4%	1.7%	1.9%
Other Races	13.9%	11.8%	12.4%