

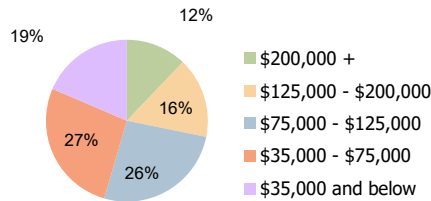
Beneva Village Shoppes Sarasota, FL	1-Mile Radius	3-Mile Radius	5-Mile Radius
--	---------------	---------------	---------------

Current Year Demographics

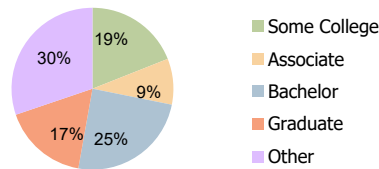
Current Population	10,623	74,730	147,331
Total Daytime Pop	9,126	80,221	158,004
Workplace Pop	3,659	30,132	61,004
Average Household Income	\$103,289	\$119,760	\$129,401
Average Disposable Income	\$79,014	\$87,994	\$92,170
Total Households	4,991	35,481	67,935
Median Home Value	\$510,681	\$529,869	\$537,983
College (4+)	36.7%	41.6%	41.7%
Total Consumer Spending/Capita (Weekly)	\$452	\$460	\$464
Population per Household	2.13	2.01	2.47
% of Households with Children	18.3%	17.0%	17.0%

2029 Demographic Projections

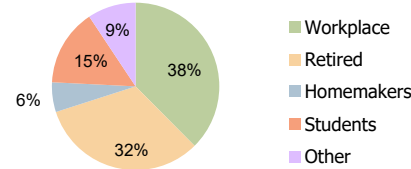
Projected Population	10,049	71,358	144,537
Projected 5 Year Annual Growth Rate (Pop)	-1.1%	-0.9%	-0.4%



Household Income (3-Mile Radius)



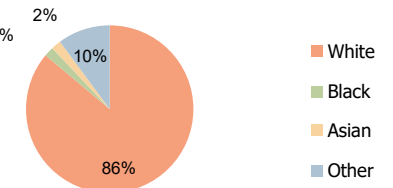
Education (3-Mile Radius)



Daytime Population (3-Mile Radius)

Hispanic Ethnicity

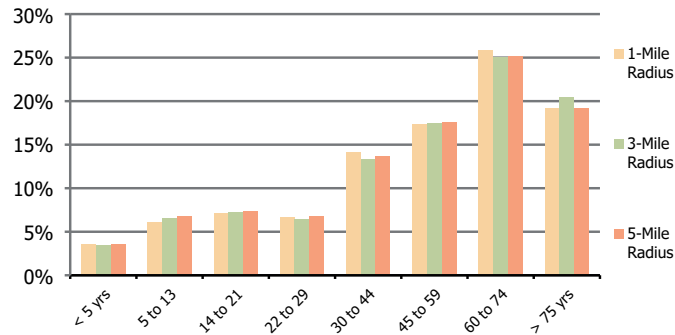
11% Hispanic | 89% Non Hispanic



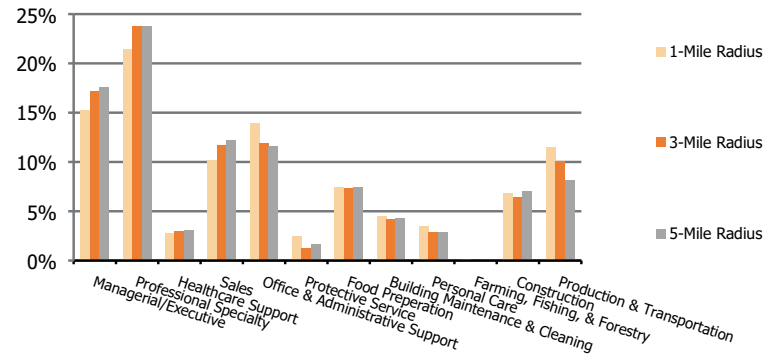
Race (3-Mile Radius)

Beneva Village Shoppes Sarasota, FL	1-Mile Radius	3-Mile Radius	5-Mile Radius
---	----------------------	----------------------	----------------------

Population by Age Range



Occupation



	1-Mile Radius	3-Mile Radius	5-Mile Radius
Population			
Current Estimated Population	10,623	74,730	147,331
2010 Census Population	10,056	68,378	132,821
2000 Census Population	10,644	68,356	132,027
Historical Annual Growth 2000 to 2010	-0.6%	0.0%	0.1%
Estimated Annual Growth 2010 to 2024	0.4%	0.6%	0.7%
Projected Annual Growth 2024 to 2029	-1.1%	-0.9%	-0.4%
Ethnic			
Hispanic or Latino Population	12%	11%	11%
Non Hispanic or Latino Population	88%	89%	89%
Race			
White	86.1%	86.1%	85.7%
Black or African American	2.1%	1.9%	2.2%
Asian & Pacific Islander	1.5%	1.9%	1.8%
Other Races	10.3%	10.1%	10.3%