



Demographic Summary Report

2020 Census, 2024 Estimates & 2029 Projections
 Calculated using TAS Retrieval

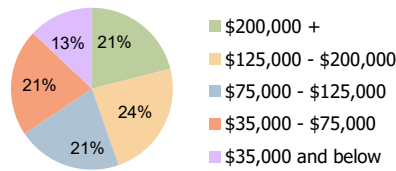
The Fresh Market Shoppes Hilton Head Island, SC	1-Mile Radius	3-Mile Radius	5-Mile Radius
--	---------------	---------------	---------------

Current Year Demographics

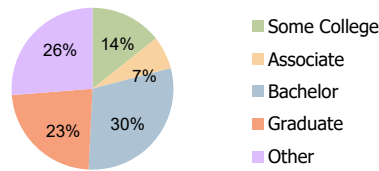
Current Population	1,719	16,302	34,090
Total Daytime Pop	1,970	19,682	43,248
Workplace Pop	1,170	9,133	17,177
Average Household Income	\$207,118	\$161,309	\$146,542
Average Disposable Income	\$117,705	\$108,534	\$102,693
Total Households	874	7,798	15,658
Median Home Value	\$995,832	\$836,107	\$800,019
College (4+)	61.3%	52.8%	52.9%
Total Consumer Spending/Capita (Weekly)	\$512	\$500	\$490
Population per Household	2.13	2.01	2.47
% of Households with Children	9.9%	9.7%	12.6%

2029 Demographic Projections

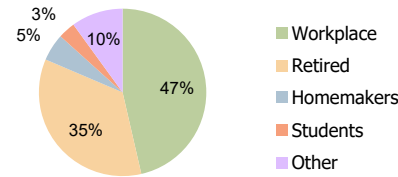
Projected Population	1,747	16,323	34,278
Projected 5 Year Annual Growth Rate (Pop)	0.3%	0.0%	0.1%



Household Income (3-Mile Radius)



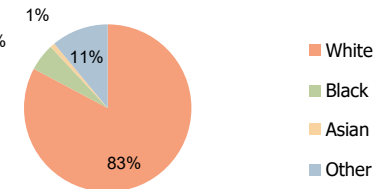
Education (3-Mile Radius)



Daytime Population (3-Mile Radius)

Hispanic Ethnicity

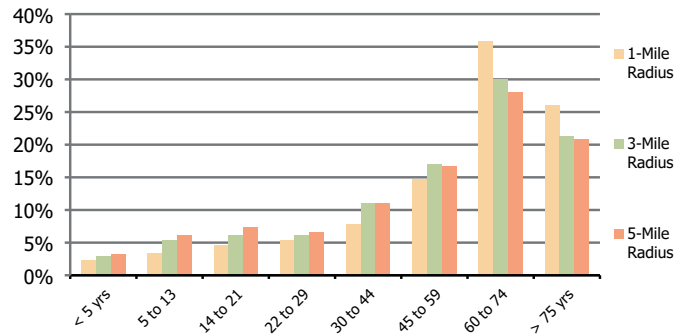
11% Hispanic | 89% Non Hispanic



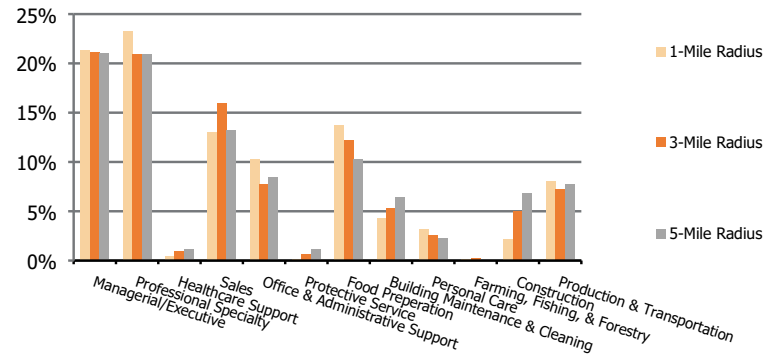
Race (3-Mile Radius)

The Fresh Market Shoppes Hilton Head Island, SC	1-Mile Radius	3-Mile Radius	5-Mile Radius
---	----------------------	----------------------	----------------------

Population by Age Range



Occupation



Population	Current Estimated Population	1,719	16,302	34,090
	2010 Census Population	1,509	15,588	31,877
	2000 Census Population	1,326	12,955	28,425
	Historical Annual Growth 2000 to 2010	1.3%	1.9%	1.2%
	Estimated Annual Growth 2010 to 2024	0.9%	0.3%	0.5%
	Projected Annual Growth 2024 to 2029	0.3%	0.0%	0.1%
Ethnic	Hispanic or Latino Population	5%	11%	14%
	Non Hispanic or Latino Population	95%	89%	86%
Race	White	93.9%	82.8%	78.1%
	Black or African American	0.8%	5.3%	6.8%
	Asian & Pacific Islander	0.6%	0.9%	0.8%
	Other Races	4.8%	11.0%	14.2%