

Roxboro Square

Roxboro, NC

Demographic Summary Report

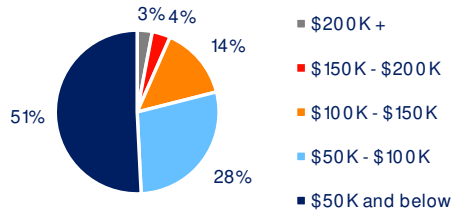
2020 Census, 2024 Estimates & 2029 Projections
Source: Synergos Technologies, Inc

Current Year Demographics	1-Mile Radius	3-Mile Radius	5-Mile Radius	10-Min Drive
Current Population	3,946	12,182	19,168	20,054
Total Daytime Population	5,425	17,257	23,305	25,273
Workplace Population	2,488	5,609	6,511	6,811
Average Household Income	\$65,804	\$66,056	\$69,359	\$69,432
Median Household Income	\$46,957	\$48,972	\$52,788	\$52,998
Total Households	1,742	5,196	8,033	8,386
Median Home Value	\$190,078	\$195,651	\$210,550	\$213,482
College (4+)	20.9%	18.0%	16.2%	16.0%
Total Consumer Spending/Capita (Weekly)	\$406	\$407	\$411	\$406
% of Households with Children	19.5%	21.5%	19.9%	19.9%

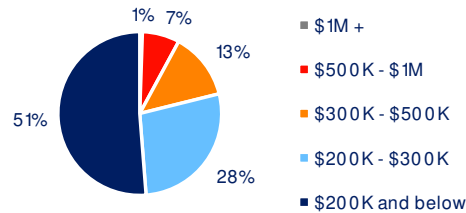
2029 Demographic Projections

Projected Population	3,935	12,301	19,559	20,496
Projected Annual Growth Rate	-0.1%	0.2%	0.4%	0.4%
Projected Total Growth Rate (5-Yr)	-0.3%	1.0%	2.0%	2.2%

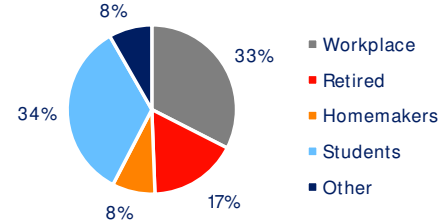
3-Mile Radius Section Detail



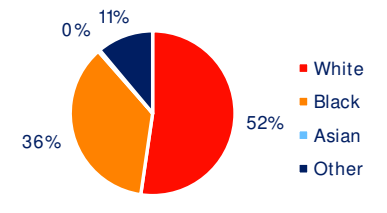
Household Income



Home Value



Daytime Population



Race
Hispanic Origin: 7.9%