

Crossroads III

Manchester, CT

Demographic Summary Report

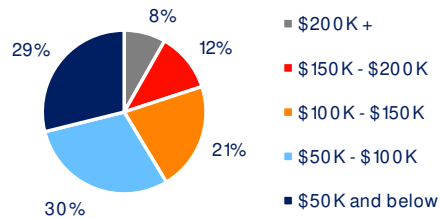
2020 Census, 2024 Estimates & 2029 Projections
Source: Synergos Technologies, Inc

Current Year Demographics	1-Mile Radius	3-Mile Radius	5-Mile Radius	10-Min Drive
Current Population	6,256	67,217	132,926	148,788
Total Daytime Population	5,100	70,910	130,853	170,306
Workplace Population	2,546	25,537	45,945	72,972
Average Household Income	\$115,257	\$104,780	\$113,263	\$107,497
Median Household Income	\$100,819	\$85,613	\$89,697	\$84,884
Total Households	2,908	28,196	53,977	61,655
Median Home Value	\$323,831	\$299,455	\$331,160	\$318,682
College (4+)	62.5%	40.4%	38.4%	37.2%
Total Consumer Spending/Capita (Weekly)	\$481	\$478	\$487	\$475
% of Households with Children	29.5%	27.1%	27.0%	25.7%

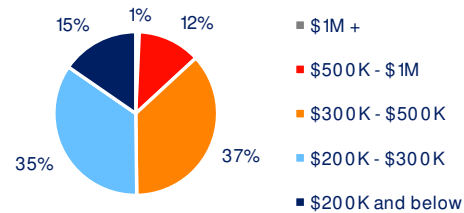
2029 Demographic Projections

Projected Population	6,259	67,590	133,790	150,135
Projected Annual Growth Rate	0.0%	0.1%	0.1%	0.2%
Projected Total Growth Rate (5-Yr)	0.0%	0.6%	0.7%	0.9%

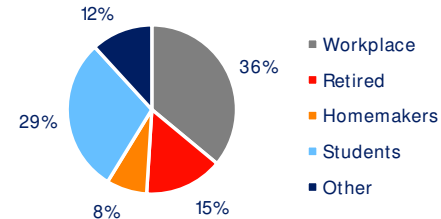
3-Mile Radius Section Detail



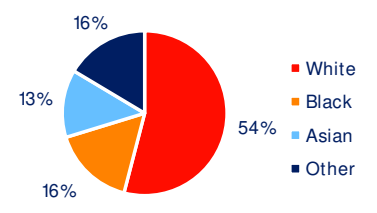
Household Income



Home Value



Daytime Population



Hispanic Origin: 18.8%
Race

BRIXMOR