

23rd Street Station

Panama City, FL

Demographic Summary Report

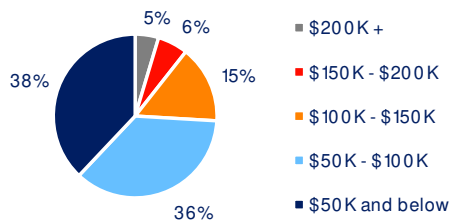
2020 Census, 2024 Estimates & 2029 Projections
Source: Synergos Technologies, Inc

Current Year Demographics	1-Mile Radius	3-Mile Radius	5-Mile Radius	10-Min Drive
Current Population	5,058	46,686	83,307	74,102
Total Daytime Population	12,310	68,390	103,147	95,386
Workplace Population	8,444	32,610	41,962	40,208
Average Household Income	\$83,907	\$80,650	\$90,168	\$84,288
Median Household Income	\$71,461	\$63,250	\$66,952	\$64,631
Total Households	2,078	19,202	33,206	29,638
Median Home Value	\$324,787	\$272,793	\$284,226	\$269,875
College (4+)	33.2%	26.6%	26.4%	25.0%
Total Consumer Spending/Capita (Weekly)	\$422	\$420	\$424	\$420
% of Households with Children	28.1%	26.7%	27.6%	27.5%

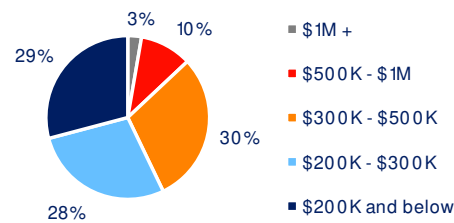
2029 Demographic Projections

Projected Population	5,216	47,058	83,775	74,727
Projected Annual Growth Rate	0.6%	0.2%	0.1%	0.2%
Projected Total Growth Rate (5-Yr)	3.1%	0.8%	0.6%	0.8%

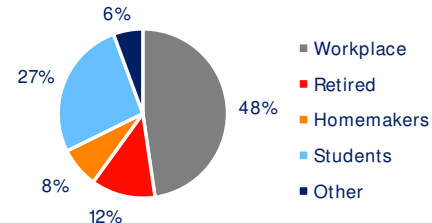
3-Mile Radius Section Detail



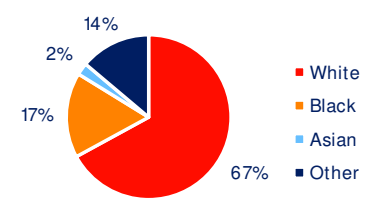
Household Income



Home Value



Daytime Population



Race
Hispanic Origin: 9.8%