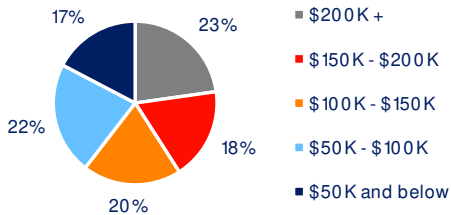


Current Year Demographics	1-Mile Radius	3-Mile Radius	5-Mile Radius	10-Min Drive
Current Population	13,212	144,668	387,840	271,767
Total Daytime Population	15,104	140,594	366,369	263,933
Workplace Population	6,320	44,761	126,417	89,835
Average Household Income	\$19,101.5	\$168,306	\$156,350	\$155,193
Median Household Income	\$138,875	\$125,821	\$118,598	\$116,061
Total Households	4,950	53,652	137,543	97,833
Median Home Value	\$766,314	\$665,710	\$616,870	\$616,386
College (4+)	55.0%	50.9%	46.4%	45.7%
Total Consumer Spending/Capita (Weekly)	\$560	\$547	\$540	\$550
% of Households with Children	36.6%	32.0%	32.7%	31.8%

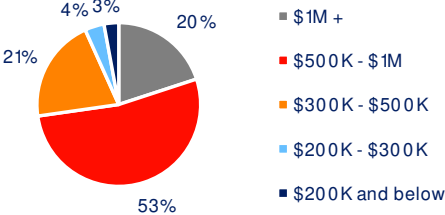
2029 Demographic Projections

Projected Population	13,340	146,645	393,526	275,457
Projected Annual Growth Rate	0.2%	0.3%	0.3%	0.3%
Projected Total Growth Rate (5-Yr)	1.0%	1.4%	1.5%	1.4%

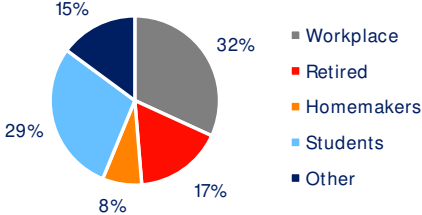
3-Mile Radius Section Detail



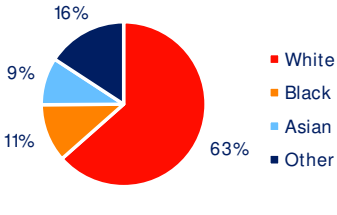
Household Income



Home Value



Daytime Population



Race