

Acton Plaza

Acton, MA

Demographic Summary Report

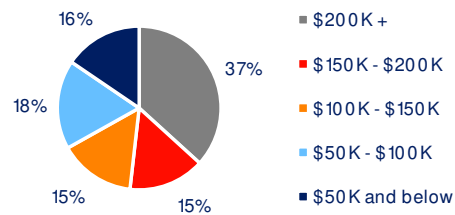
2020 Census, 2024 Estimates & 2029 Projections
Source: Synergos Technologies, Inc

Current Year Demographics	1-Mile Radius	3-Mile Radius	5-Mile Radius	10-Min Drive
Current Population	3,869	33,465	67,916	63,545
Total Daytime Population	9,036	32,264	70,956	68,287
Workplace Population	2,698	11,752	27,440	28,593
Average Household Income	\$219,510	\$197,260	\$206,958	\$206,393
Median Household Income	\$175,552	\$155,831	\$160,911	\$157,750
Total Households	1,356	12,521	25,727	24,192
Median Home Value	\$906,916	\$840,762	\$829,247	\$832,644
College (4+)	80.1%	73.0%	72.5%	73.0%
Total Consumer Spending/Capita (Weekly)	\$557	\$549	\$552	\$553
% of Households with Children	40.1%	36.7%	35.5%	35.6%

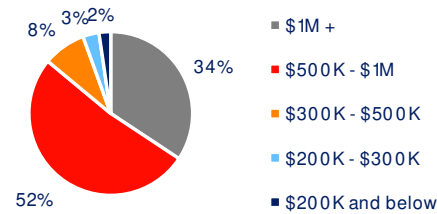
2029 Demographic Projections

Projected Population	3,877	33,665	68,618	64,216
Projected Annual Growth Rate	0.0%	0.1%	0.2%	0.2%
Projected Total Growth Rate (5-Yr)	0.2%	0.6%	1.0%	1.1%

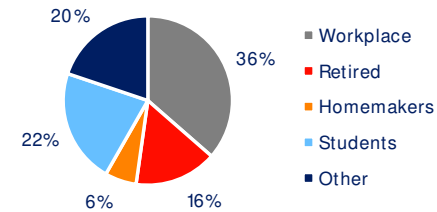
3-Mile Radius Section Detail



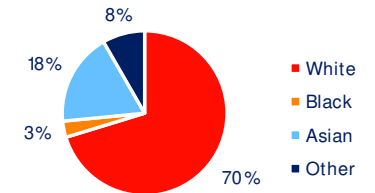
Household Income



Home Value



Daytime Population



Race
Hispanic Origin: 3.9%