

Annex of Arlington

Arlington Heights, IL

Demographic Summary Report

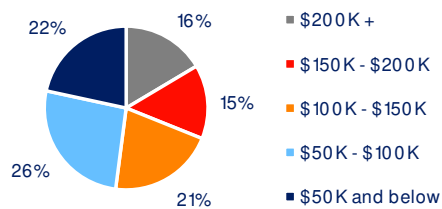
2020 Census, 2024 Estimates & 2029 Projections
Source: Synergos Technologies, Inc

Current Year Demographics	1-Mile Radius	3-Mile Radius	5-Mile Radius	10-Min Drive
Current Population	14,278	137,060	319,525	257,155
Total Daytime Population	13,136	126,569	305,962	236,699
Workplace Population	4,169	42,729	119,567	89,221
Average Household Income	\$164,226	\$131,142	\$133,478	\$130,901
Median Household Income	\$131,414	\$104,529	\$104,769	\$103,497
Total Households	5,241	54,556	126,706	102,200
Median Home Value	\$529,095	\$418,027	\$429,909	\$419,668
College (4+)	62.2%	50.9%	51.8%	50.4%
Total Consumer Spending/Capita (Weekly)	\$522	\$502	\$502	\$506
% of Households with Children	35.7%	27.9%	28.1%	27.4%

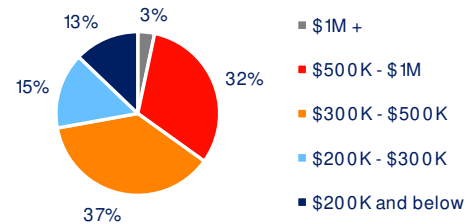
2029 Demographic Projections

Projected Population	13,967	134,409	316,657	253,657
Projected Annual Growth Rate	-0.4%	-0.4%	-0.2%	-0.3%
Projected Total Growth Rate (5-Yr)	-2.2%	-1.9%	-0.9%	-1.4%

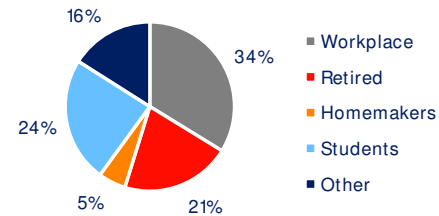
3-Mile Radius Section Detail



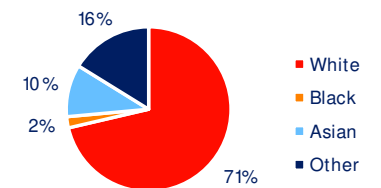
Household Income



Home Value



Daytime Population



Race
Hispanic Origin: 17%

BRIXMOR®