

# Arbor Faire

Fresno, CA

## Demographic Summary Report

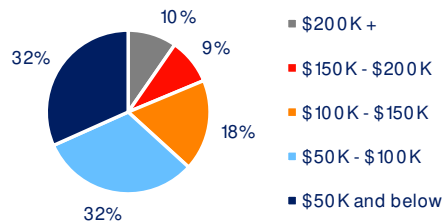
2020 Census, 2024 Estimates & 2029 Projections  
Source: Synergos Technologies, Inc

Current Year Demographics	1-Mile Radius	3-Mile Radius	5-Mile Radius	10-Min Drive
Current Population	18,040	143,829	274,797	189,610
Total Daytime Population	16,637	126,520	324,646	171,888
Workplace Population	7,625	39,520	114,753	55,297
Average Household Income	\$87,029	\$103,786	\$95,858	\$101,341
Median Household Income	\$71,144	\$75,923	\$71,394	\$74,770
Total Households	6,758	49,339	94,665	64,541
Median Home Value	\$387,590	\$434,436	\$415,579	\$431,965
College (4+)	27.6%	26.8%	26.1%	26.4%
Total Consumer Spending/Capita (Weekly)	\$469	\$477	\$473	\$475
% of Households with Children	29.5%	33.8%	32.4%	34.3%

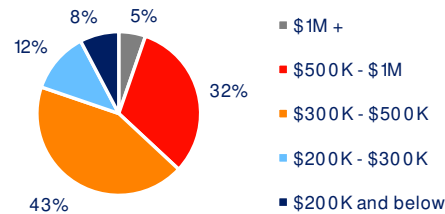
### 2029 Demographic Projections

Projected Population	18,431	148,354	284,746	197,059
Projected Annual Growth Rate	0.4%	0.6%	0.7%	0.8%
Projected Total Growth Rate (5-Yr)	2.2%	3.1%	3.6%	3.9%

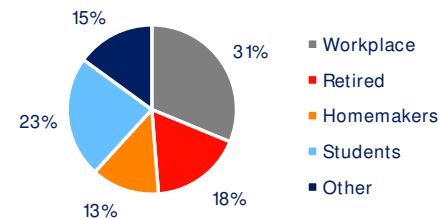
### 3-Mile Radius Section Detail



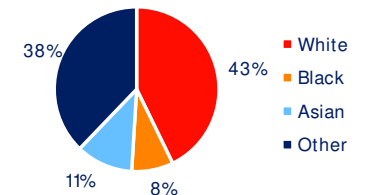
Household Income



Home Value



Daytime Population



Race