

Arboretum Village

Dallas, TX

Demographic Summary Report

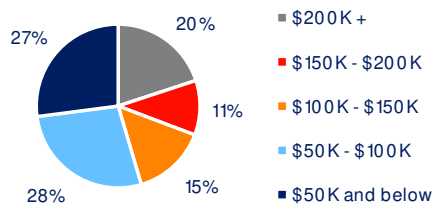
2020 Census, 2024 Estimates & 2029 Projections
Source: Synergos Technologies, Inc

Current Year Demographics	1-Mile Radius	3-Mile Radius	5-Mile Radius	10-Min Drive
Current Population	9,926	131,009	434,247	308,859
Total Daytime Population	6,124	119,522	583,573	440,356
Workplace Population	1,732	41,299	290,992	233,618
Average Household Income	\$200,846	\$144,028	\$137,743	\$133,587
Median Household Income	\$133,188	\$89,875	\$86,760	\$88,995
Total Households	4,543	57,028	194,964	141,412
Median Home Value	\$852,765	\$569,235	\$452,223	\$456,010
College (4+)	75.5%	49.9%	49.2%	48.3%
Total Consumer Spending/Capita (Weekly)	\$490	\$452	\$443	\$463
% of Households with Children	30.4%	23.2%	20.9%	19.3%

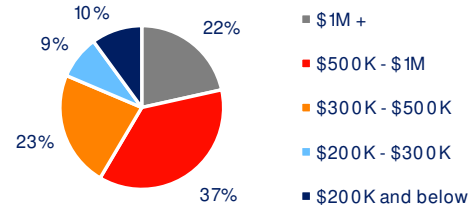
2029 Demographic Projections

Projected Population	9,980	134,141	453,629	326,239
Projected Annual Growth Rate	0.1%	0.5%	0.9%	1.1%
Projected Total Growth Rate (5-Yr)	0.5%	2.4%	4.5%	5.6%

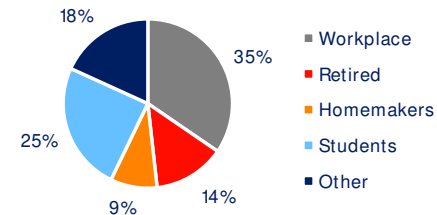
3-Mile Radius Section Detail



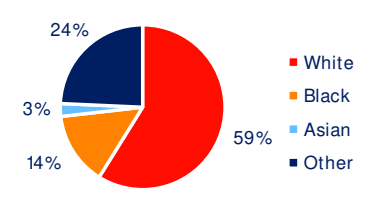
Household Income



Home Value



Daytime Population



Race

BRIXMOR