

Arvada Plaza

Arvada, CO

Demographic Summary Report

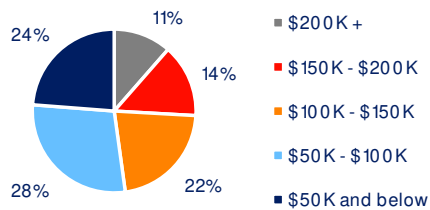
2020 Census, 2024 Estimates & 2029 Projections
Source: Synergos Technologies, Inc

Current Year Demographics	1-Mile Radius	3-Mile Radius	5-Mile Radius	10-Min Drive
Current Population	17,085	107,752	287,451	231,873
Total Daytime Population	12,249	100,460	269,552	237,084
Workplace Population	4,252	36,631	90,394	85,624
Average Household Income	\$104,114	\$115,897	\$123,513	\$122,280
Median Household Income	\$90,031	\$95,710	\$97,480	\$97,197
Total Households	7,495	45,455	120,844	98,710
Median Home Value	\$551,885	\$616,556	\$645,707	\$647,608
College (4+)	36.1%	41.8%	45.6%	46.3%
Total Consumer Spending/Capita (Weekly)	\$450	\$460	\$462	\$451
% of Households with Children	21.0%	22.0%	22.7%	21.6%

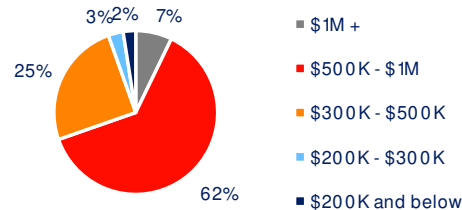
2029 Demographic Projections

Projected Population	17,544	110,784	294,368	237,580
Projected Annual Growth Rate	0.5%	0.6%	0.5%	0.5%
Projected Total Growth Rate (5-Yr)	2.7%	2.8%	2.4%	2.5%

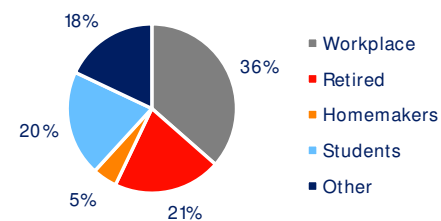
3-Mile Radius Section Detail



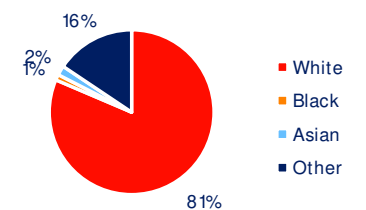
Household Income



Home Value



Daytime Population



Hispanic Origin: 18.0%
Race