

Aurora Plaza

Aurora, CO

Demographic Summary Report

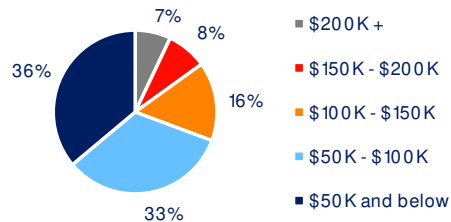
2020 Census, 2024 Estimates & 2029 Projections
Source: Synergos Technologies, Inc

Current Year Demographics	1-Mile Radius	3-Mile Radius	5-Mile Radius	10-Min Drive
Current Population	22,399	185,320	431,198	352,406
Total Daytime Population	18,842	286,277	539,985	463,411
Workplace Population	5,250	170,361	274,529	240,906
Average Household Income	\$82,078	\$89,696	\$106,699	\$102,420
Median Household Income	\$67,084	\$66,663	\$76,688	\$74,315
Total Households	7,514	69,197	168,946	135,888
Median Home Value	\$424,805	\$429,421	\$472,968	\$456,663
College (4+)	20.2%	28.9%	38.1%	35.5%
Total Consumer Spending/Capita (Weekly)	\$438	\$441	\$451	\$433
% of Households with Children	32.9%	29.9%	27.8%	28.3%

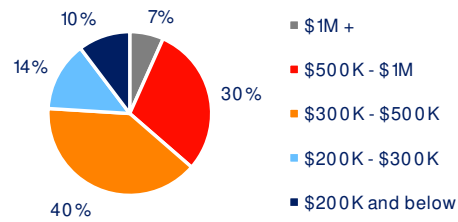
2029 Demographic Projections

Projected Population	22,969	189,751	435,867	357,433
Projected Annual Growth Rate	0.5%	0.5%	0.2%	0.3%
Projected Total Growth Rate (5-Yr)	2.5%	2.4%	1.1%	1.4%

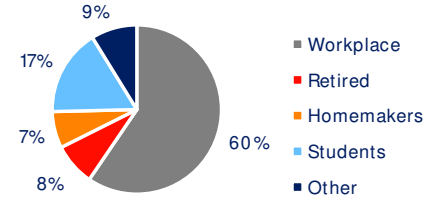
3-Mile Radius Section Detail



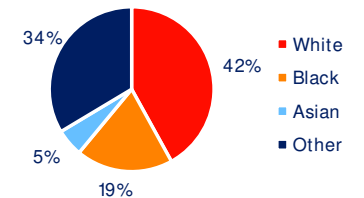
Household Income



Home Value



Daytime Population



Race
Hispanic Origin: 37.6%

BRIXMOR