

Bakersfield Plaza

Bakersfield, CA

Demographic Summary Report

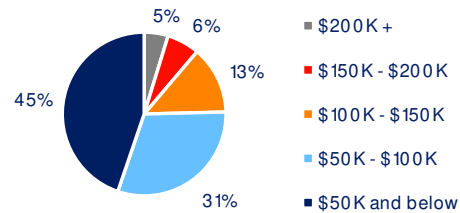
2020 Census, 2024 Estimates & 2029 Projections
Source: Synergos Technologies, Inc

Current Year Demographics	1-Mile Radius	3-Mile Radius	5-Mile Radius	10-Min Drive
Current Population	7,985	102,129	328,419	230,332
Total Daytime Population	21,111	161,214	369,744	275,347
Workplace Population	16,666	79,935	141,799	113,919
Average Household Income	\$74,586	\$76,929	\$84,191	\$71,900
Median Household Income	\$63,994	\$56,390	\$60,446	\$51,909
Total Households	3,011	36,807	109,459	77,322
Median Home Value	\$317,642	\$328,020	\$356,326	\$310,003
College (4+)	23.4%	18.9%	18.6%	14.7%
Total Consumer Spending/Capita (Weekly)	\$444	\$442	\$447	\$442
% of Households with Children	28.9%	33.4%	35.7%	35.5%

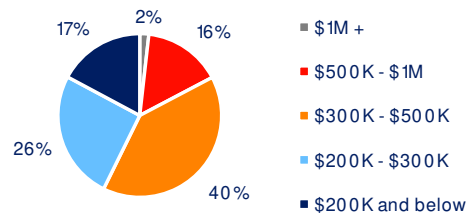
2029 Demographic Projections

Projected Population	8,526	109,125	356,706	247,684
Projected Annual Growth Rate	1.3%	1.3%	1.7%	1.5%
Projected Total Growth Rate (5-Yr)	6.8%	6.9%	8.6%	7.5%

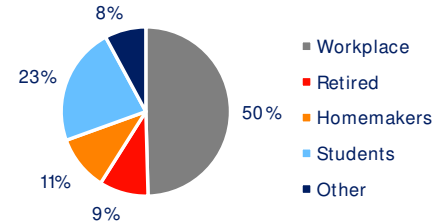
3-Mile Radius Section Detail



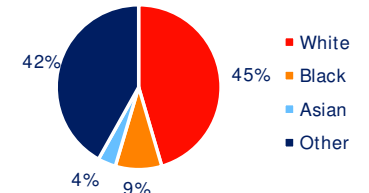
Household Income



Home Value



Daytime Population



Race