

Barn Plaza

Doylestown, PA

Demographic Summary Report

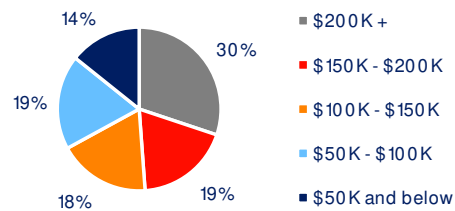
2020 Census, 2024 Estimates & 2029 Projections
Source: Synergos Technologies, Inc

Current Year Demographics	1-Mile Radius	3-Mile Radius	5-Mile Radius	10-Min Drive
Current Population	3,905	48,690	117,311	87,107
Total Daytime Population	5,261	59,880	123,628	99,519
Workplace Population	1,983	24,208	49,842	41,325
Average Household Income	\$197,660	\$178,308	\$170,316	\$168,245
Median Household Income	\$167,320	\$146,434	\$133,739	\$132,000
Total Households	1,070	17,055	43,052	31,894
Median Home Value	\$748,707	\$692,061	\$632,224	\$645,618
College (4+)	42.3%	57.9%	54.1%	54.1%
Total Consumer Spending/Capita (Weekly)	\$574	\$547	\$540	\$539
% of Households with Children	27.0%	33.3%	30.1%	30.4%

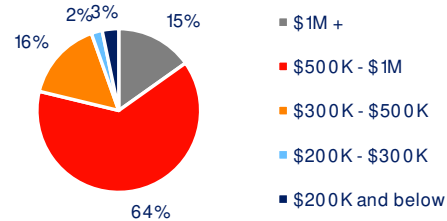
2029 Demographic Projections

Projected Population	3,928	49,394	119,372	88,371
Projected Annual Growth Rate	0.1%	0.3%	0.3%	0.3%
Projected Total Growth Rate (5-Yr)	0.6%	1.4%	1.8%	1.5%

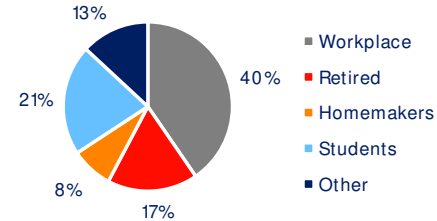
3-Mile Radius Section Detail



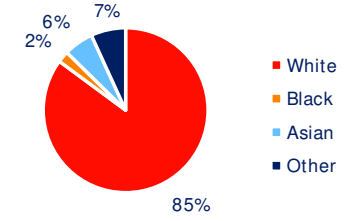
Household Income



Home Value



Daytime Population



Race
Hispanic Origin: 4.7%

BRIXMOR®