

Barrett Place

Kennesaw, GA

Demographic Summary Report

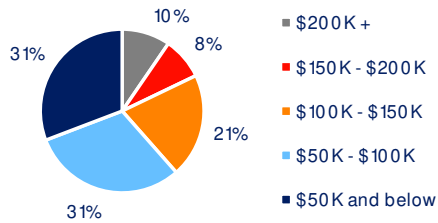
2020 Census, 2024 Estimates & 2029 Projections
Source: Synergos Technologies, Inc

Current Year Demographics	1-Mile Radius	3-Mile Radius	5-Mile Radius	10-Min Drive
Current Population	5,883	58,165	184,134	160,215
Total Daytime Population	20,103	106,242	228,371	224,222
Workplace Population	8,233	45,984	97,586	100,730
Average Household Income	\$103,237	\$98,869	\$120,314	\$107,203
Median Household Income	\$97,007	\$79,548	\$97,931	\$86,040
Total Households	2,402	23,487	69,946	61,581
Median Home Value	\$379,207	\$389,073	\$438,535	\$401,481
College (4+)	52.7%	45.2%	48.1%	44.4%
Total Consumer Spending/Capita (Weekly)	\$431	\$432	\$450	\$423
% of Households with Children	30.9%	24.3%	28.2%	27.1%

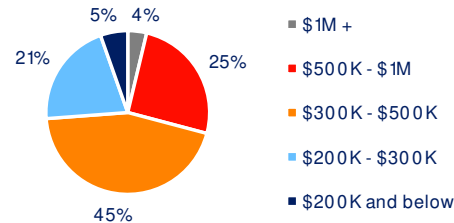
2029 Demographic Projections

Projected Population	6,190	60,789	193,376	168,405
Projected Annual Growth Rate	1.0%	0.9%	1.0%	1.0%
Projected Total Growth Rate (5-Yr)	5.2%	4.5%	5.0%	5.1%

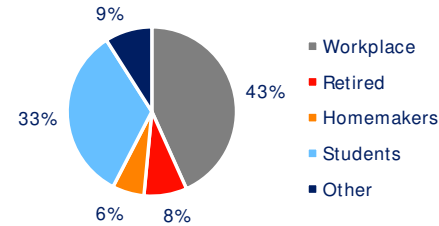
3-Mile Radius Section Detail



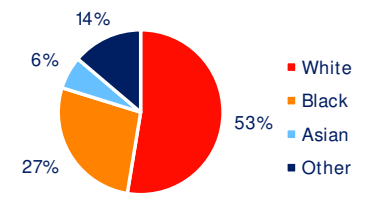
Household Income



Home Value



Daytime Population



Race
Hispanic Origin: 11.4%