

# Bay Forest

Houston, TX

## Demographic Summary Report

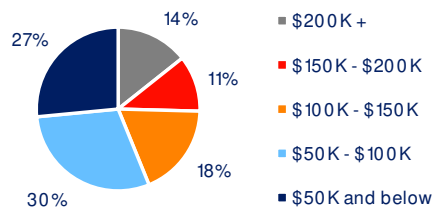
2020 Census, 2024 Estimates & 2029 Projections  
Source: Synergos Technologies, Inc

Current Year Demographics	1-Mile Radius	3-Mile Radius	5-Mile Radius	10-Min Drive
Current Population	12,039	77,262	155,654	86,026
Total Daytime Population	13,838	95,223	163,026	105,690
Workplace Population	2,777	43,195	67,999	49,590
Average Household Income	\$134,486	\$119,722	\$118,548	\$116,083
Median Household Income	\$99,101	\$85,500	\$87,706	\$82,239
Total Households	4,982	32,403	63,505	36,330
Median Home Value	\$369,988	\$351,175	\$347,832	\$347,100
College (4+)	57.3%	48.7%	43.6%	47.1%
Total Consumer Spending/Capita (Weekly)	\$454	\$442	\$442	\$449
% of Households with Children	25.2%	26.3%	27.1%	26.2%

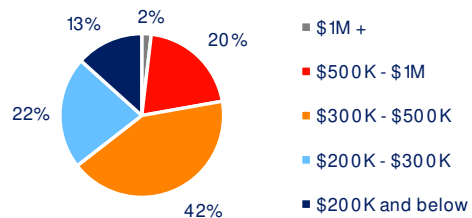
### 2029 Demographic Projections

Projected Population	11,841	77,068	156,671	85,922
Projected Annual Growth Rate	-0.3%	-0.1%	0.1%	0.0%
Projected Total Growth Rate (5-Yr)	-1.6%	-0.3%	0.7%	-0.1%

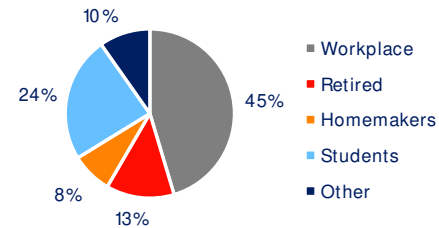
### 3-Mile Radius Section Detail



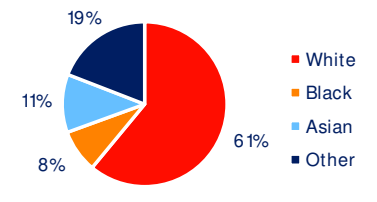
Household Income



Home Value



Daytime Population



Hispanic Origin: 23.5%  
Race

**BRIXMOR**