

Baytown Shopping Center

Baytown, TX

Demographic Summary Report

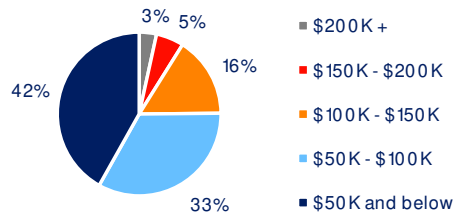
2020 Census, 2024 Estimates & 2029 Projections
Source: Synergos Technologies, Inc

Current Year Demographics	1-Mile Radius	3-Mile Radius	5-Mile Radius	10-Min Drive
Current Population	12,805	68,255	108,311	88,648
Total Daytime Population	17,195	73,729	107,025	97,015
Workplace Population	9,024	25,703	33,205	31,048
Average Household Income	\$83,465	\$74,663	\$84,696	\$79,668
Median Household Income	\$67,059	\$60,139	\$67,876	\$63,728
Total Households	4,973	24,550	37,630	31,299
Median Home Value	\$250,322	\$189,858	\$221,512	\$202,322
College (4+)	17.9%	13.3%	15.5%	14.4%
Total Consumer Spending/Capita (Weekly)	\$410	\$406	\$415	\$406
% of Households with Children	35.1%	34.2%	34.7%	34.2%

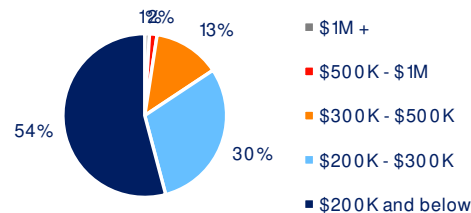
2029 Demographic Projections

Projected Population	13,602	70,262	112,243	91,434
Projected Annual Growth Rate	1.2%	0.6%	0.7%	0.6%
Projected Total Growth Rate (5-Yr)	6.2%	2.9%	3.6%	3.1%

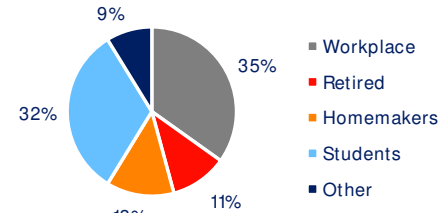
3-Mile Radius Section Detail



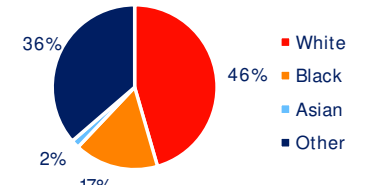
Household Income



Home Value



Daytime Population



Hispanic Origin: 53.8%

Race

BRIXMOR