

Hilltop Plaza

Virginia Beach, VA

Demographic Summary Report

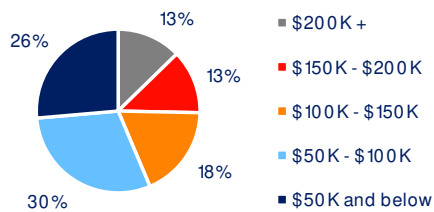
2020 Census, 2024 Estimates & 2029 Projections
Source: Synergos Technologies, Inc

Current Year Demographics	1-Mile Radius	3-Mile Radius	5-Mile Radius	10-Min Drive
Current Population	13,429	64,222	140,679	157,697
Total Daytime Population	13,244	69,824	168,334	165,331
Workplace Population	7,573	33,929	91,005	79,605
Average Household Income	\$101,944	\$126,383	\$126,504	\$115,146
Median Household Income	\$68,872	\$85,346	\$87,336	\$81,826
Total Households	6,089	28,262	57,506	65,892
Median Home Value	\$360,580	\$492,423	\$431,847	\$388,329
College (4+)	31.6%	45.2%	40.9%	39.6%
Total Consumer Spending/Capita (Weekly)	\$427	\$448	\$449	\$438
% of Households with Children	23.3%	22.1%	25.3%	25.4%

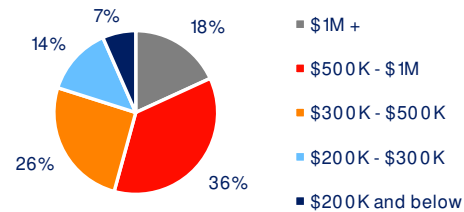
2029 Demographic Projections

Projected Population	13,129	63,768	139,244	156,155
Projected Annual Growth Rate	-0.5%	-0.1%	-0.2%	-0.2%
Projected Total Growth Rate (5-Yr)	-2.2%	-0.7%	-1.0%	-1.0%

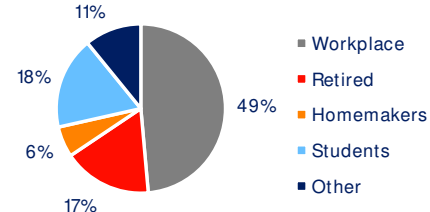
3-Mile Radius Section Detail



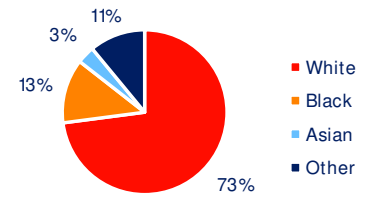
Household Income



Home Value



Daytime Population



Hispanic Origin: 8.2%
Race

BRIXMOR