

Holcomb Bridge Crossing

Roswell, GA

Demographic Summary Report

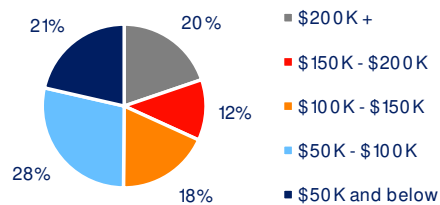
2020 Census, 2024 Estimates & 2029 Projections
Source: Synergos Technologies, Inc

Current Year Demographics	1-Mile Radius	3-Mile Radius	5-Mile Radius	10-Min Drive
Current Population	13,631	76,277	198,179	159,789
Total Daytime Population	10,765	90,332	226,658	203,295
Workplace Population	3,710	43,531	98,102	95,472
Average Household Income	\$106,572	\$139,938	\$164,541	\$147,334
Median Household Income	\$76,372	\$100,343	\$119,268	\$107,125
Total Households	5,560	32,086	79,252	67,000
Median Home Value	\$494,781	\$591,929	\$702,746	\$644,005
College (4+)	45.6%	57.5%	65.4%	62.8%
Total Consumer Spending/Capita (Weekly)	\$433	\$456	\$472	\$445
% of Households with Children	29.5%	26.7%	29.5%	27.0%

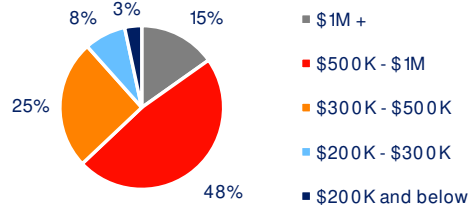
2029 Demographic Projections

Projected Population	13,552	76,235	199,494	161,096
Projected Annual Growth Rate	-0.1%	0.0%	0.1%	0.2%
Projected Total Growth Rate (5-Yr)	-0.6%	-0.1%	0.7%	0.8%

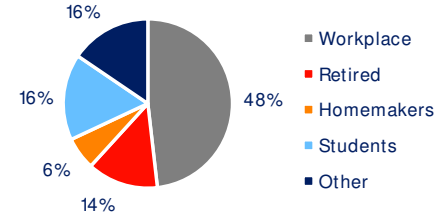
3-Mile Radius Section Detail



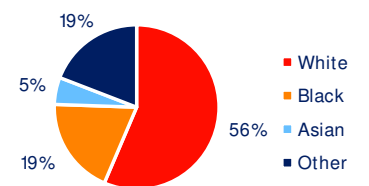
Household Income



Home Value



Daytime Population



Hispanic Origin: 18.1%
Race

BRIXMOR