

# Holyoke Shopping Center

Holyoke, MA

## Demographic Summary Report

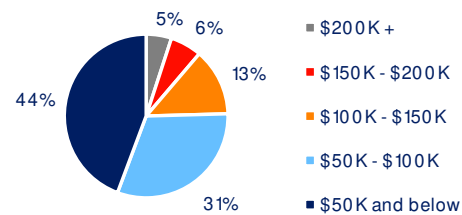
2020 Census, 2024 Estimates & 2029 Projections  
Source: Synergos Technologies, Inc

Current Year Demographics	1-Mile Radius	3-Mile Radius	5-Mile Radius	10-Min Drive
Current Population	11,657	69,424	144,555	136,478
Total Daytime Population	14,949	73,110	164,593	162,498
Workplace Population	4,834	23,051	63,908	66,544
Average Household Income	\$77,543	\$75,438	\$83,801	\$79,530
Median Household Income	\$63,822	\$58,203	\$63,614	\$60,074
Total Households	4,685	29,277	60,237	57,731
Median Home Value	\$287,858	\$301,971	\$318,020	\$319,342
College (4+)	22.5%	22.4%	25.6%	25.0%
Total Consumer Spending/Capita (Weekly)	\$459	\$457	\$465	\$453
% of Households with Children	18.7%	23.3%	23.4%	23.5%

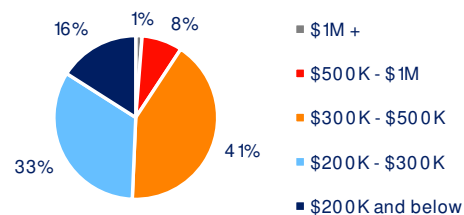
### 2029 Demographic Projections

Projected Population	11,448	68,336	142,340	134,414
Projected Annual Growth Rate	-0.4%	-0.3%	-0.3%	-0.3%
Projected Total Growth Rate (5-Yr)	-1.8%	-1.6%	-1.5%	-1.5%

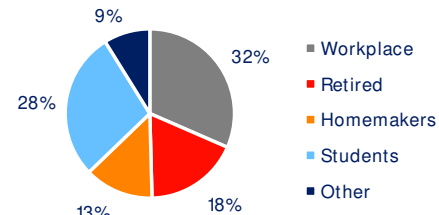
### 3-Mile Radius Section Detail



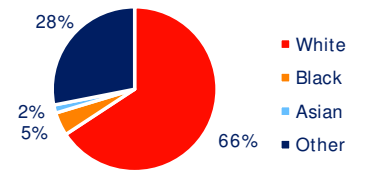
Household Income



Home Value



Daytime Population



Hispanic Origin: 39.5%  
Race

**BRIXMOR**