

Hunter's Creek Plaza

Orlando, FL

Demographic Summary Report

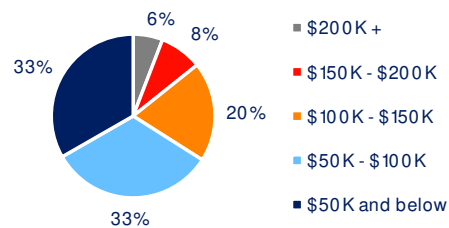
2020 Census, 2024 Estimates & 2029 Projections
Source: Synergos Technologies, Inc

Current Year Demographics	1-Mile Radius	3-Mile Radius	5-Mile Radius	10-Min Drive
Current Population	15,195	76,021	237,028	119,671
Total Daytime Population	14,159	66,186	236,454	121,152
Workplace Population	6,545	24,383	100,259	46,896
Average Household Income	\$112,585	\$90,727	\$84,715	\$85,271
Median Household Income	\$89,585	\$74,568	\$67,093	\$68,962
Total Households	5,367	25,853	81,583	40,486
Median Home Value	\$530,946	\$429,068	\$362,042	\$389,321
College (4+)	48.4%	35.9%	32.2%	33.1%
Total Consumer Spending/Capita (Weekly)	\$434	\$428	\$423	\$434
% of Households with Children	32.5%	31.8%	30.7%	30.4%

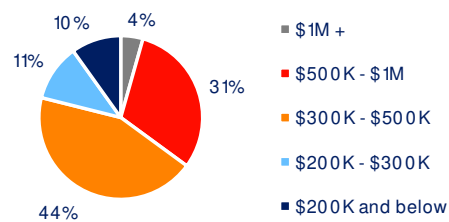
2029 Demographic Projections

Projected Population	15,231	76,839	248,669	122,633
Projected Annual Growth Rate	0.0%	0.2%	1.0%	0.5%
Projected Total Growth Rate (5-Yr)	0.2%	1.1%	4.9%	2.5%

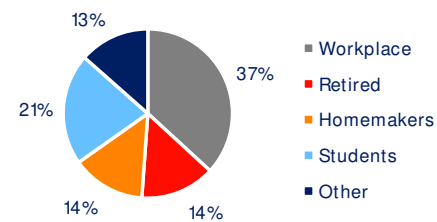
3-Mile Radius Section Detail



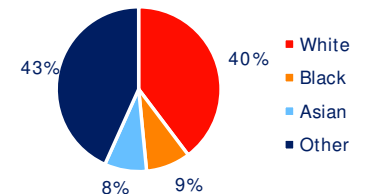
Household Income



Home Value



Daytime Population



Race
Hispanic Origin: 54.1%

BRIXMOR®