

# Hunting Hills

Roanoke, VA

## Demographic Summary Report

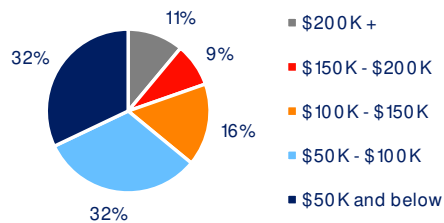
2020 Census, 2024 Estimates & 2029 Projections  
Source: Synergos Technologies, Inc

Current Year Demographics	1-Mile Radius	3-Mile Radius	5-Mile Radius	10-Min Drive
Current Population	4,064	45,749	104,983	96,404
Total Daytime Population	6,223	72,621	135,752	128,434
Workplace Population	3,988	30,553	60,573	57,193
Average Household Income	\$143,853	\$109,576	\$93,315	\$93,333
Median Household Income	\$85,304	\$76,451	\$63,508	\$64,439
Total Households	1,932	21,301	46,676	43,231
Median Home Value	\$536,047	\$358,906	\$323,033	\$321,559
College (4+)	51.6%	48.2%	37.7%	38.1%
Total Consumer Spending/Capita (Weekly)	\$414	\$398	\$388	\$403
% of Households with Children	23.5%	22.5%	22.4%	22.4%

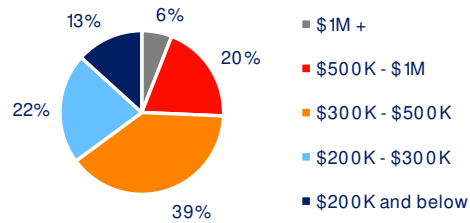
### 2029 Demographic Projections

Projected Population	4,130	46,232	106,182	97,411
Projected Annual Growth Rate	0.3%	0.2%	0.2%	0.2%
Projected Total Growth Rate (5-Yr)	1.6%	1.1%	1.1%	1.0%

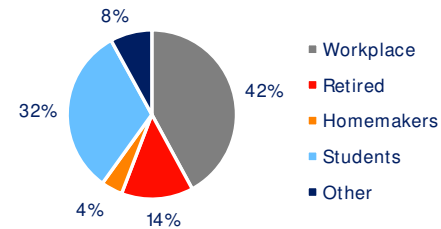
### 3-Mile Radius Section Detail



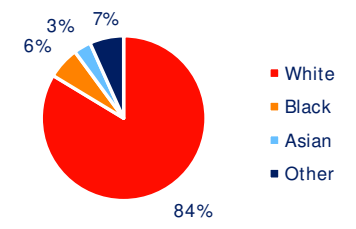
Household Income



Home Value



Daytime Population



Hispanic Origin: 3.8%  
Race

**BRIXMOR**