

Huron Village

Ann Arbor, MI

Demographic Summary Report

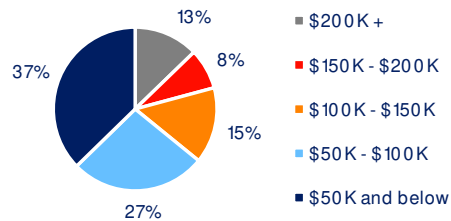
2020 Census, 2024 Estimates & 2029 Projections
Source: Synergos Technologies, Inc

Current Year Demographics	1-Mile Radius	3-Mile Radius	5-Mile Radius	10-Min Drive
Current Population	8,117	98,645	193,664	180,823
Total Daytime Population	10,699	206,253	323,898	317,655
Workplace Population	4,520	79,607	109,297	109,097
Average Household Income	\$150,647	\$107,083	\$119,774	\$113,277
Median Household Income	\$96,497	\$70,236	\$82,607	\$78,236
Total Households	3,719	38,639	79,677	74,343
Median Home Value	\$427,850	\$434,110	\$448,363	\$427,913
College (4+)	76.3%	69.5%	69.9%	67.6%
Total Consumer Spending/Capita (Weekly)	\$460	\$418	\$433	\$426
% of Households with Children	22.6%	16.0%	19.0%	18.2%

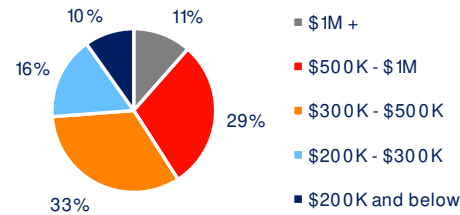
2029 Demographic Projections

Projected Population	8,607	103,937	205,144	191,025
Projected Annual Growth Rate	1.2%	1.1%	1.2%	1.1%
Projected Total Growth Rate (5-Yr)	6.0%	5.4%	5.9%	5.6%

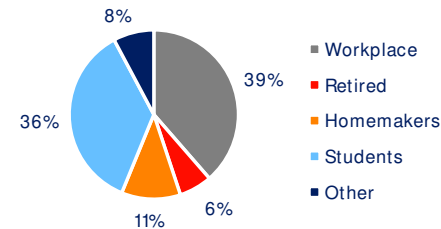
3-Mile Radius Section Detail



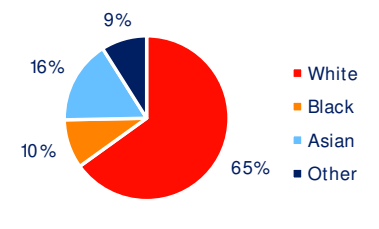
Household Income



Home Value



Daytime Population



Hispanic Origin: 6.2%
Race

BRIXMOR®