

Innes Street Market

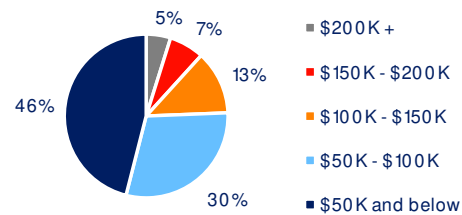
Salisbury, NC

Demographic Summary Report

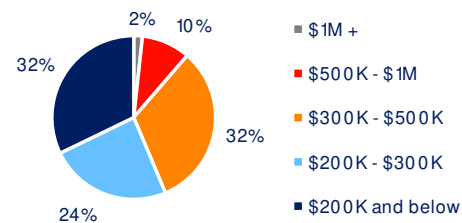
2020 Census, 2024 Estimates & 2029 Projections
Source: Synergos Technologies, Inc

Current Year Demographics	1-Mile Radius	3-Mile Radius	5-Mile Radius	10-Min Drive
Current Population	5,684	32,371	57,593	64,394
Total Daytime Population	6,086	49,725	73,237	79,184
Workplace Population	3,404	22,728	28,565	29,721
Average Household Income	\$66,598	\$77,835	\$80,749	\$80,855
Median Household Income	\$51,118	\$55,265	\$58,799	\$59,250
Total Households	2,349	12,833	22,715	25,187
Median Home Value	\$248,758	\$270,852	\$283,331	\$276,245
College (4+)	19.6%	25.4%	24.1%	23.3%
Total Consumer Spending/Capita (Weekly)	\$402	\$409	\$413	\$409
% of Households with Children	25.6%	26.1%	25.7%	25.6%
2029 Demographic Projections				
Projected Population	5,626	31,847	57,002	63,789
Projected Annual Growth Rate	-0.2%	-0.3%	-0.2%	-0.2%
Projected Total Growth Rate (5-Yr)	-1.0%	-1.6%	-1.0%	-0.9%

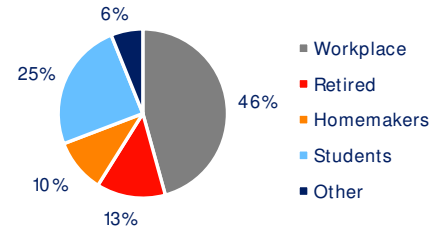
3-Mile Radius Section Detail



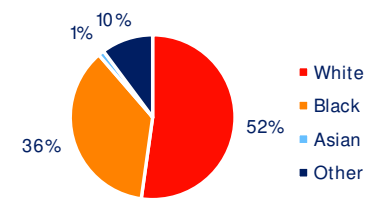
Household Income



Home Value



Daytime Population



Hispanic Origin: 9.6%
Race

BRIXMOR