

Island Plaza

James Island, SC

Demographic Summary Report

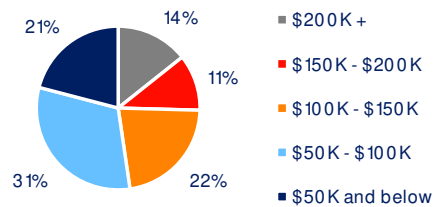
2020 Census, 2024 Estimates & 2029 Projections
Source: Synergos Technologies, Inc

Current Year Demographics	1-Mile Radius	3-Mile Radius	5-Mile Radius	10-Min Drive
Current Population	7,236	32,096	65,710	53,569
Total Daytime Population	4,312	22,500	91,956	60,475
Workplace Population	924	5,146	43,961	28,902
Average Household Income	\$126,547	\$131,337	\$148,796	\$136,076
Median Household Income	\$102,151	\$96,079	\$102,214	\$97,405
Total Households	3,255	14,329	29,735	24,670
Median Home Value	\$538,588	\$582,328	\$647,295	\$615,953
College (4+)	50.9%	55.2%	59.5%	58.2%
Total Consumer Spending/Capita (Weekly)	\$451	\$451	\$456	\$443
% of Households with Children	21.0%	23.7%	21.4%	19.8%

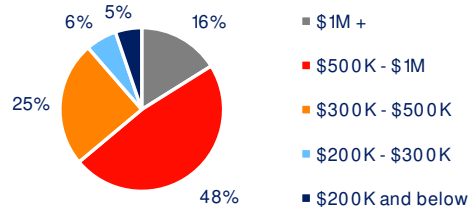
2029 Demographic Projections

Projected Population	6,876	30,712	65,286	52,438
Projected Annual Growth Rate	-1.0%	-0.9%	-0.1%	-0.4%
Projected Total Growth Rate (5-Yr)	-5.0%	-4.3%	-0.6%	-2.1%

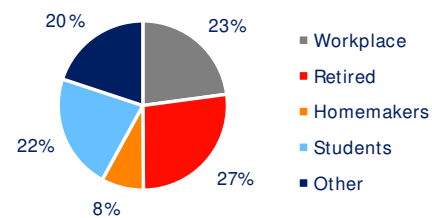
3-Mile Radius Section Detail



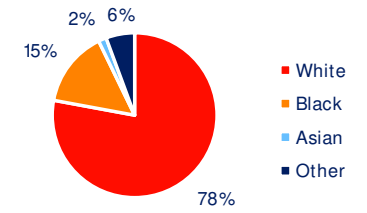
Household Income



Home Value



Daytime Population



Hispanic Origin: 3.3%
Race

BRIXMOR®