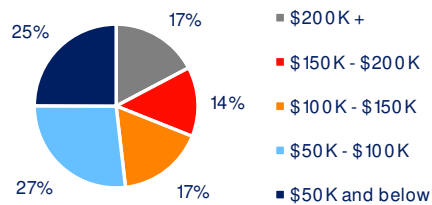


| Current Year Demographics | 1-Mile Radius | 3-Mile Radius | 5-Mile Radius | 10-Min Drive |
|---|---------------|---------------|---------------|--------------|
| Current Population | 17,210 | 120,744 | 464,036 | 289,634 |
| Total Daytime Population | 11,738 | 117,025 | 461,984 | 274,079 |
| Workplace Population | 2,527 | 38,324 | 152,230 | 87,145 |
| Average Household Income | \$116,404 | \$151,118 | \$114,581 | \$118,329 |
| Median Household Income | \$91,875 | \$95,959 | \$70,822 | \$73,863 |
| Total Households | 8,110 | 54,998 | 197,367 | 126,869 |
| Median Home Value | \$373,867 | \$432,249 | \$299,690 | \$344,575 |
| College (4+) | 56.1% | 62.1% | 44.0% | 47.9% |
| Total Consumer Spending/Capita (Weekly) | \$486 | \$497 | \$480 | \$489 |
| % of Households with Children | 14.5% | 20.8% | 22.7% | 21.1% |

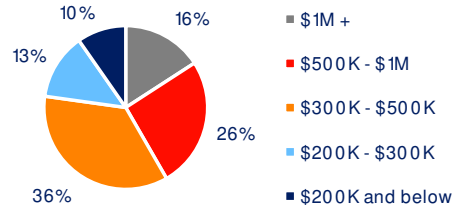
2029 Demographic Projections

| | | | | |
|------------------------------------|--------|---------|---------|---------|
| Projected Population | 18,015 | 124,248 | 469,173 | 295,283 |
| Projected Annual Growth Rate | 0.9% | 0.6% | 0.2% | 0.4% |
| Projected Total Growth Rate (5-Yr) | 4.7% | 2.9% | 1.1% | 2.0% |

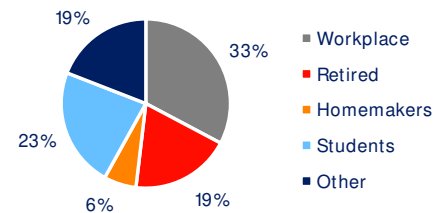
3-Mile Radius Section Detail



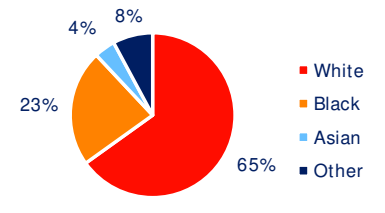
Household Income



Home Value



Daytime Population



Hispanic Origin: 4.9%
Race