

# Jeffersontown Commons

Jeffersontown, KY

## Demographic Summary Report

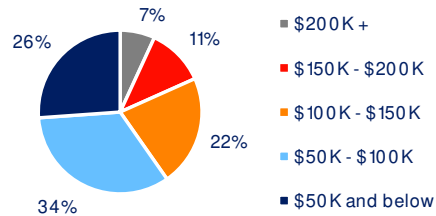
2020 Census, 2024 Estimates & 2029 Projections  
Source: Synergos Technologies, Inc

Current Year Demographics	1-Mile Radius	3-Mile Radius	5-Mile Radius	10-Min Drive
Current Population	9,486	85,469	208,544	181,958
Total Daytime Population	14,213	82,487	209,387	198,403
Workplace Population	6,816	38,632	95,501	91,132
Average Household Income	\$79,624	\$103,018	\$101,300	\$106,319
Median Household Income	\$69,582	\$82,765	\$79,637	\$82,550
Total Households	4,141	36,389	89,898	79,243
Median Home Value	\$253,159	\$316,494	\$311,747	\$333,074
College (4+)	34.3%	43.8%	44.0%	47.3%
Total Consumer Spending/Capita (Weekly)	\$419	\$437	\$434	\$432
% of Households with Children	26.6%	23.9%	23.9%	23.8%

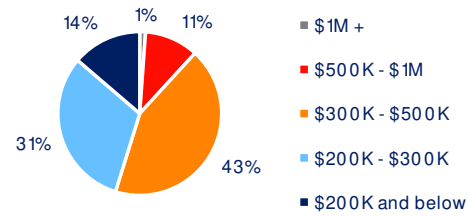
### 2029 Demographic Projections

Projected Population	9,950	88,927	216,370	188,435
Projected Annual Growth Rate	1.0%	0.8%	0.7%	0.7%
Projected Total Growth Rate (5-Yr)	4.9%	4.0%	3.8%	3.6%

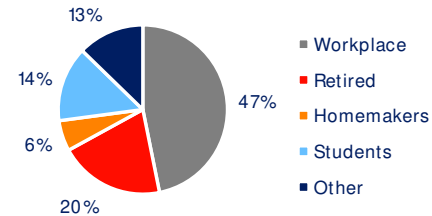
### 3-Mile Radius Section Detail



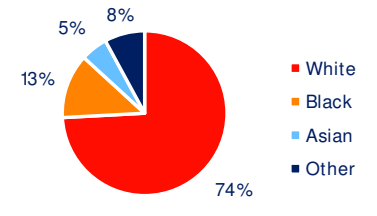
Household Income



Home Value



Daytime Population



Hispanic Origin: 5.3%  
Race

**BRIXMOR**