

Jones Plaza

Houston, TX

Demographic Summary Report

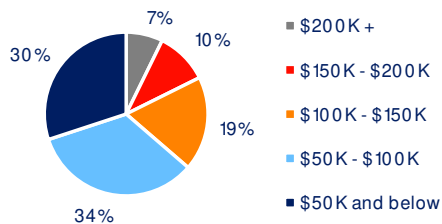
2020 Census, 2024 Estimates & 2029 Projections
Source: Synergos Technologies, Inc

Current Year Demographics	1-Mile Radius	3-Mile Radius	5-Mile Radius	10-Min Drive
Current Population	12,965	115,225	264,696	155,512
Total Daytime Population	14,823	108,831	269,689	162,937
Workplace Population	8,389	47,514	115,015	71,625
Average Household Income	\$83,894	\$99,203	\$110,316	\$100,888
Median Household Income	\$66,294	\$76,602	\$82,422	\$77,333
Total Households	4,491	43,048	97,466	58,470
Median Home Value	\$267,840	\$288,258	\$314,783	\$295,367
College (4+)	18.4%	31.7%	35.5%	32.8%
Total Consumer Spending/Capita (Weekly)	\$415	\$426	\$433	\$424
% of Households with Children	36.9%	30.1%	31.3%	29.6%

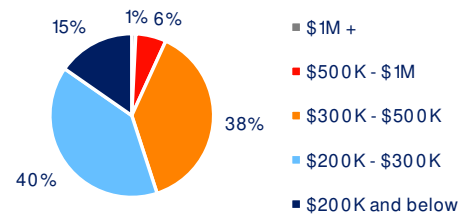
2029 Demographic Projections

Projected Population	12,763	115,926	268,047	156,835
Projected Annual Growth Rate	-0.3%	0.1%	0.3%	0.2%
Projected Total Growth Rate (5-Yr)	-1.6%	0.6%	1.3%	0.9%

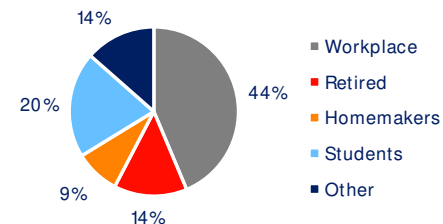
3-Mile Radius Section Detail



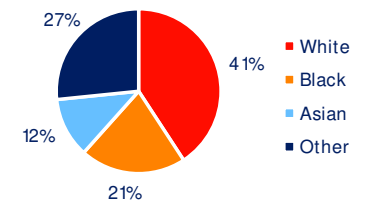
Household Income



Home Value



Daytime Population



Race