

Keegan's Meadow

Stafford, TX

Demographic Summary Report

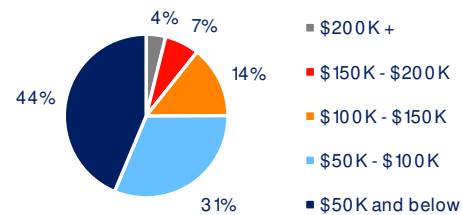
2020 Census, 2024 Estimates & 2029 Projections
Source: Synergos Technologies, Inc

Current Year Demographics	1-Mile Radius	3-Mile Radius	5-Mile Radius	10-Min Drive
Current Population	24,628	155,337	426,168	268,945
Total Daytime Population	18,865	166,857	430,704	300,810
Workplace Population	6,973	74,439	173,344	135,184
Average Household Income	\$80,438	\$77,109	\$82,375	\$80,174
Median Household Income	\$63,284	\$58,056	\$58,880	\$59,202
Total Households	8,444	52,666	147,511	92,511
Median Home Value	\$233,046	\$237,619	\$258,492	\$247,546
College (4+)	24.4%	23.7%	27.8%	26.2%
Total Consumer Spending/Capita (Weekly)	\$423	\$419	\$421	\$419
% of Households with Children	33.1%	33.3%	31.6%	31.6%

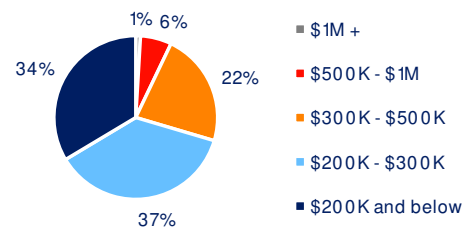
2029 Demographic Projections

Projected Population	24,073	151,295	415,448	261,619
Projected Annual Growth Rate	-0.5%	-0.5%	-0.5%	-0.6%
Projected Total Growth Rate (5-Yr)	-2.3%	-2.6%	-2.5%	-2.7%

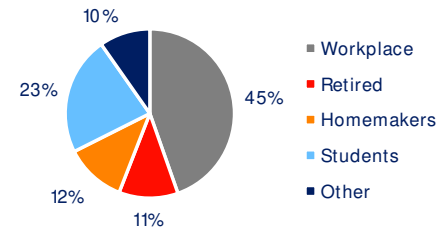
3-Mile Radius Section Detail



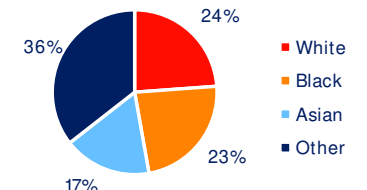
Household Income



Home Value



Daytime Population



Hispanic Origin: 44.9%
Race

BRIXMOR