

# Kessler Plaza

Dallas, TX

## Demographic Summary Report

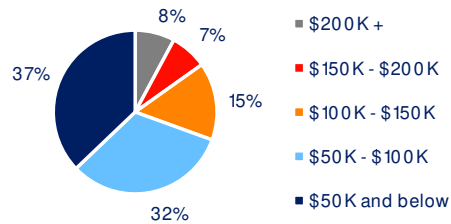
2020 Census, 2024 Estimates & 2029 Projections  
Source: Synergos Technologies, Inc

Current Year Demographics	1-Mile Radius	3-Mile Radius	5-Mile Radius	10-Min Drive
Current Population	20,839	139,380	292,812	263,154
Total Daytime Population	21,412	153,274	559,702	442,409
Workplace Population	7,445	57,813	330,375	239,689
Average Household Income	\$99,236	\$91,133	\$97,781	\$102,719
Median Household Income	\$67,790	\$65,232	\$69,124	\$72,796
Total Households	7,452	47,505	110,935	100,903
Median Home Value	\$347,963	\$248,148	\$239,359	\$245,566
College (4+)	27.0%	20.4%	27.9%	29.1%
Total Consumer Spending/Capita (Weekly)	\$430	\$425	\$423	\$429
% of Households with Children	26.2%	28.7%	23.0%	22.3%

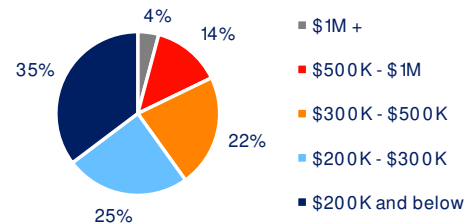
### 2029 Demographic Projections

Projected Population	21,829	149,456	316,899	286,445
Projected Annual Growth Rate	0.9%	1.4%	1.6%	1.7%
Projected Total Growth Rate (5-Yr)	4.7%	7.2%	8.2%	8.9%

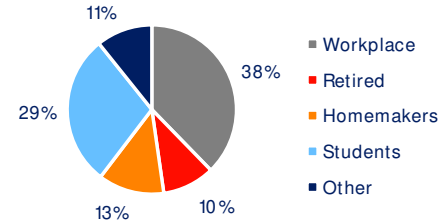
### 3-Mile Radius Section Detail



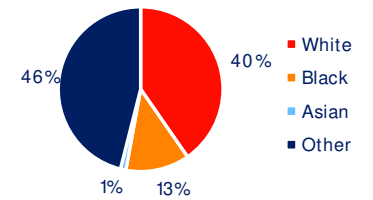
Household Income



Home Value



Daytime Population



Hispanic Origin: 71.5%  
Race