

# Kings Park Plaza

Kings Park, NY

## Demographic Summary Report

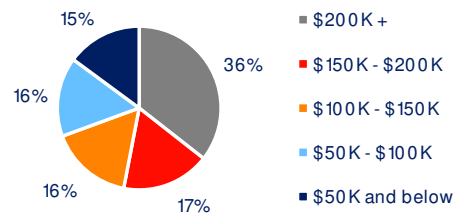
2020 Census, 2024 Estimates & 2029 Projections  
Source: Synergos Technologies, Inc

Current Year Demographics	1-Mile Radius	3-Mile Radius	5-Mile Radius	10-Min Drive
Current Population	10,130	54,761	136,633	90,032
Total Daytime Population	7,572	45,291	143,055	81,589
Workplace Population	1,843	11,895	62,158	30,173
Average Household Income	\$146,768	\$191,135	\$189,780	\$191,760
Median Household Income	\$116,559	\$157,618	\$155,266	\$158,098
Total Households	3,878	18,617	47,115	30,740
Median Home Value	\$691,446	\$796,595	\$783,622	\$786,034
College (4+)	43.3%	52.5%	52.3%	52.9%
Total Consumer Spending/Capita (Weekly)	\$590	\$613	\$609	\$607
% of Households with Children	30.1%	31.7%	30.6%	31.6%

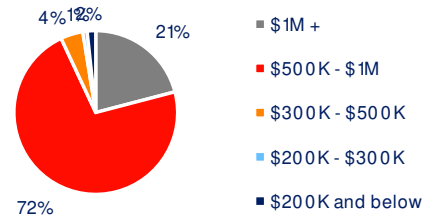
### 2029 Demographic Projections

Projected Population	10,134	54,712	136,380	89,931
Projected Annual Growth Rate	0.0%	0.0%	0.0%	0.0%
Projected Total Growth Rate (5-Yr)	0.0%	-0.1%	-0.2%	-0.1%

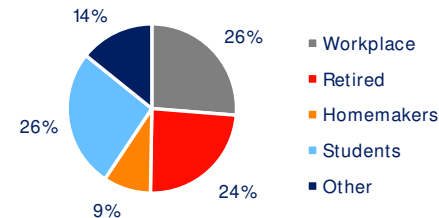
### 3-Mile Radius Section Detail



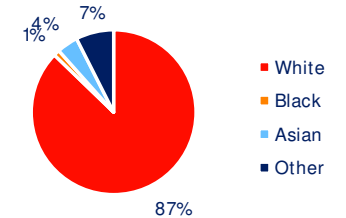
Household Income



Home Value



Daytime Population



Race  
Hispanic Origin: 8.3%

**BRIXMOR®**