

# Kingston Overlook

Knoxville, TN

## Demographic Summary Report

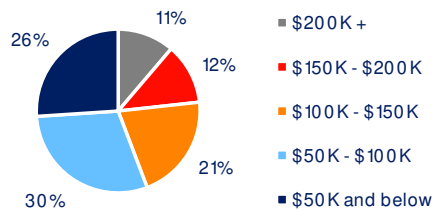
2020 Census, 2024 Estimates & 2029 Projections  
Source: Synergos Technologies, Inc

Current Year Demographics	1-Mile Radius	3-Mile Radius	5-Mile Radius	10-Min Drive
Current Population	3,962	57,058	139,867	123,657
Total Daytime Population	12,465	66,431	136,234	136,259
Workplace Population	8,388	34,212	55,263	62,951
Average Household Income	\$132,698	\$115,433	\$124,759	\$122,722
Median Household Income	\$96,294	\$89,454	\$92,968	\$90,769
Total Households	1,602	23,731	57,867	51,729
Median Home Value	\$562,630	\$469,782	\$474,586	\$476,747
College (4+)	66.8%	54.3%	54.1%	54.2%
Total Consumer Spending/Capita (Weekly)	\$427	\$418	\$421	\$412
% of Households with Children	29.9%	28.2%	28.3%	27.3%

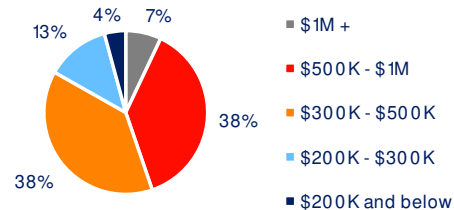
### 2029 Demographic Projections

Projected Population	4,076	60,248	147,900	130,648
Projected Annual Growth Rate	0.6%	1.1%	1.1%	1.1%
Projected Total Growth Rate (5-Yr)	2.9%	5.6%	5.7%	5.7%

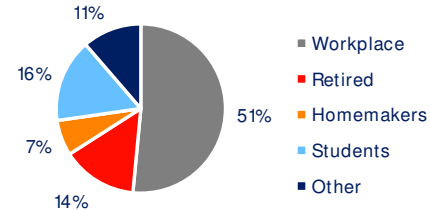
### 3-Mile Radius Section Detail



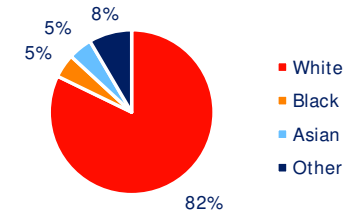
Household Income



Home Value



Daytime Population



Hispanic Origin: 6.4%  
Race

**BRIXMOR**