

Lake Pointe Village

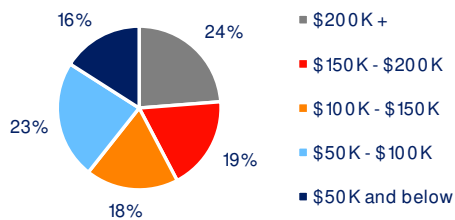
Sugar Land, TX

Demographic Summary Report

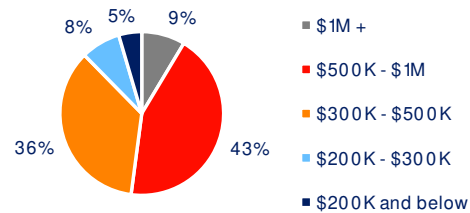
2020 Census, 2024 Estimates & 2029 Projections
Source: Synergos Technologies, Inc

Current Year Demographics	1-Mile Radius	3-Mile Radius	5-Mile Radius	10-Min Drive
Current Population	9,594	80,134	233,289	199,921
Total Daytime Population	20,780	102,900	236,152	212,994
Workplace Population	15,217	48,973	97,304	94,049
Average Household Income	\$115,960	\$170,540	\$144,887	\$146,771
Median Household Income	\$82,258	\$127,073	\$111,402	\$111,663
Total Households	4,185	28,685	78,338	68,530
Median Home Value	\$461,500	\$509,543	\$416,642	\$431,810
College (4+)	54.3%	61.9%	52.3%	53.7%
Total Consumer Spending/Capita (Weekly)	\$451	\$482	\$466	\$482
% of Households with Children	23.2%	31.9%	35.4%	35.1%
2029 Demographic Projections				
Projected Population	8,905	75,389	225,783	194,223
Projected Annual Growth Rate	-1.5%	-1.2%	-0.7%	-0.6%
Projected Total Growth Rate (5-Yr)	-7.2%	-5.9%	-3.2%	-2.9%

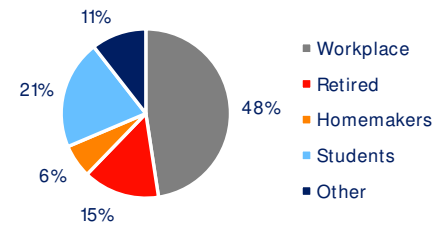
3-Mile Radius Section Detail



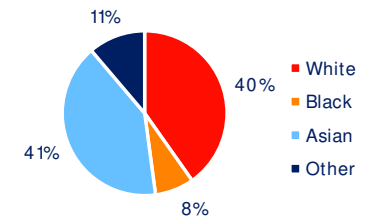
Household Income



Home Value



Daytime Population



Hispanic Origin: 11.6%
Race

BRIXMOR