

Lake St. Charles

Riverview, FL

Demographic Summary Report

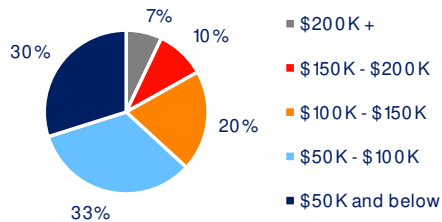
2020 Census, 2024 Estimates & 2029 Projections
Source: Synergos Technologies, Inc

Current Year Demographics	1-Mile Radius	3-Mile Radius	5-Mile Radius	10-Min Drive
Current Population	11,174	96,540	219,621	174,187
Total Daytime Population	10,934	73,658	190,000	153,735
Workplace Population	4,296	20,979	66,404	52,936
Average Household Income	\$90,666	\$95,570	\$97,158	\$94,220
Median Household Income	\$75,016	\$78,090	\$78,377	\$77,168
Total Households	4,347	38,171	82,213	65,910
Median Home Value	\$411,304	\$405,057	\$413,852	\$399,149
College (4+)	29.1%	34.5%	33.2%	33.2%
Total Consumer Spending/Capita (Weekly)	\$434	\$433	\$434	\$430
% of Households with Children	32.0%	28.1%	30.4%	30.5%

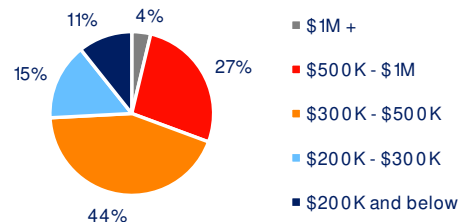
2029 Demographic Projections

Projected Population	11,857	103,456	238,839	191,790
Projected Annual Growth Rate	1.2%	1.4%	1.7%	1.9%
Projected Total Growth Rate (5-Yr)	6.1%	7.2%	8.8%	10.1%

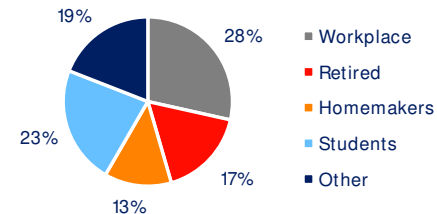
3-Mile Radius Section Detail



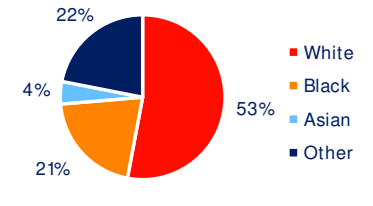
Household Income



Home Value



Daytime Population



Race

