

Lehigh Shopping Center

Bethlehem, PA

Demographic Summary Report

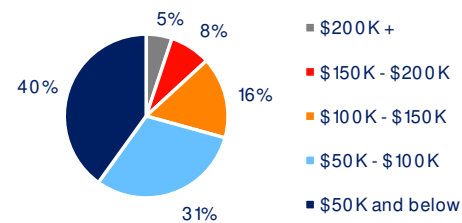
2020 Census, 2024 Estimates & 2029 Projections
Source: Synergos Technologies, Inc

Current Year Demographics	1-Mile Radius	3-Mile Radius	5-Mile Radius	10-Min Drive
Current Population	14,657	105,990	269,981	168,528
Total Daytime Population	13,053	153,286	318,191	218,707
Workplace Population	5,453	76,819	142,877	108,111
Average Household Income	\$84,573	\$85,915	\$85,609	\$84,950
Median Household Income	\$67,020	\$62,281	\$61,938	\$60,749
Total Households	6,153	40,797	103,667	64,434
Median Home Value	\$303,555	\$282,542	\$289,300	\$282,008
College (4+)	30.3%	26.9%	24.8%	25.1%
Total Consumer Spending/Capita (Weekly)	\$459	\$457	\$457	\$463
% of Households with Children	26.9%	24.1%	25.8%	25.5%

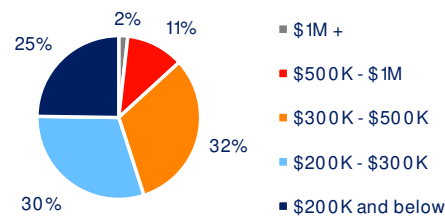
2029 Demographic Projections

Projected Population	14,548	105,968	272,031	169,786
Projected Annual Growth Rate	-0.1%	0.0%	0.2%	0.1%
Projected Total Growth Rate (5-Yr)	-0.7%	0.0%	0.8%	0.7%

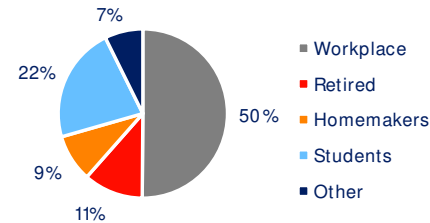
3-Mile Radius Section Detail



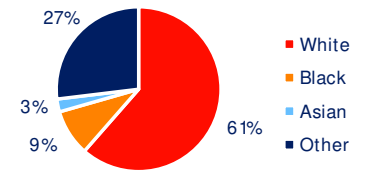
Household Income



Home Value



Daytime Population



Race

BRIXMOR