

Lompoc Center

Lompoc, CA

Demographic Summary Report

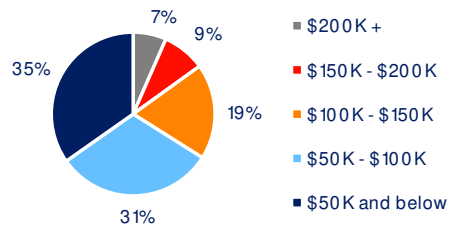
2020 Census, 2024 Estimates & 2029 Projections
Source: Synergos Technologies, Inc

Current Year Demographics	1-Mile Radius	3-Mile Radius	5-Mile Radius	10-Min Drive
Current Population	28,407	44,606	55,936	54,651
Total Daytime Population	23,325	36,091	45,683	44,069
Workplace Population	7,448	11,014	12,318	11,998
Average Household Income	\$80,010	\$93,340	\$98,958	\$98,511
Median Household Income	\$60,003	\$70,922	\$75,162	\$74,698
Total Households	9,485	14,895	18,239	17,990
Median Home Value	\$527,619	\$586,773	\$620,921	\$618,223
College (4+)	10.3%	14.9%	17.1%	17.0%
Total Consumer Spending/Capita (Weekly)	\$450	\$463	\$468	\$459
% of Households with Children	36.3%	33.1%	31.0%	31.1%

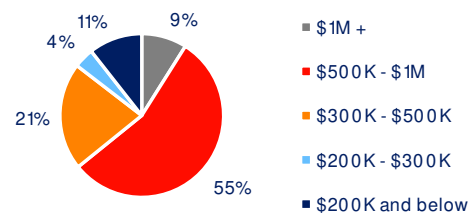
2029 Demographic Projections

Projected Population	28,855	45,290	56,780	55,483
Projected Annual Growth Rate	0.3%	0.3%	0.3%	0.3%
Projected Total Growth Rate (5-Yr)	1.6%	1.5%	1.5%	1.5%

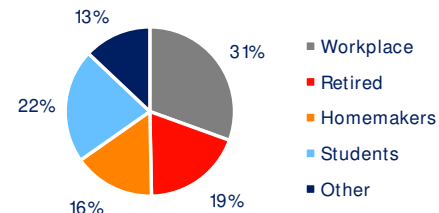
3-Mile Radius Section Detail



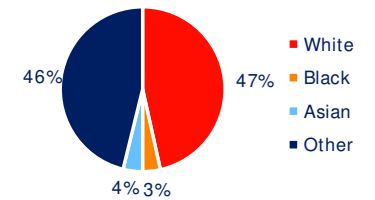
Household Income



Home Value



Daytime Population



Race
Hispanic Origin: 57.8%

BRIXMOR®