

# Long Meadow Commons

Mundelein, IL

## Demographic Summary Report

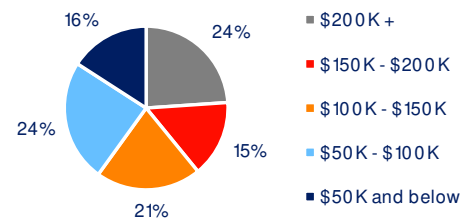
2020 Census, 2024 Estimates & 2029 Projections  
Source: Synergos Technologies, Inc

Current Year Demographics	1-Mile Radius	3-Mile Radius	5-Mile Radius	10-Min Drive
Current Population	10,645	46,698	118,104	111,920
Total Daytime Population	9,342	40,737	119,469	116,855
Workplace Population	1,991	14,802	50,128	48,024
Average Household Income	\$136,906	\$162,211	\$163,416	\$156,472
Median Household Income	\$117,921	\$120,963	\$121,826	\$116,932
Total Households	3,859	16,417	43,652	41,780
Median Home Value	\$369,868	\$438,022	\$469,620	\$446,756
College (4+)	45.5%	48.6%	56.6%	54.5%
Total Consumer Spending/Capita (Weekly)	\$503	\$508	\$510	\$494
% of Households with Children	29.7%	30.3%	31.4%	31.0%

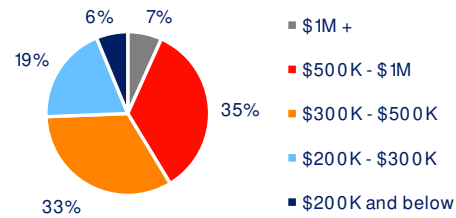
### 2029 Demographic Projections

Projected Population	11,281	49,186	123,474	116,854
Projected Annual Growth Rate	1.2%	1.0%	0.9%	0.9%
Projected Total Growth Rate (5-Yr)	6.0%	5.3%	4.5%	4.4%

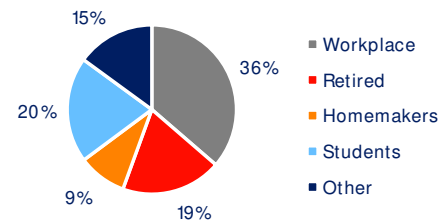
### 3-Mile Radius Section Detail



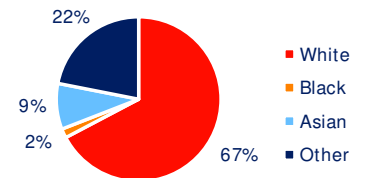
Household Income



Home Value



Daytime Population



Race  
Hispanic Origin: 26.9%

**BRIXMOR**