

# Lynn Marketplace

Lynn, MA

## Demographic Summary Report

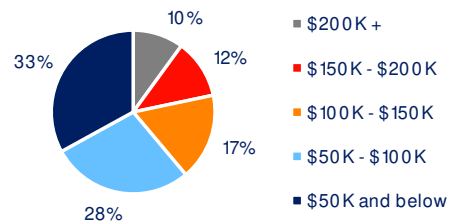
2020 Census, 2024 Estimates & 2029 Projections  
Source: Synergos Technologies, Inc

Current Year Demographics	1-Mile Radius	3-Mile Radius	5-Mile Radius	10-Min Drive
Current Population	51,571	133,237	288,070	228,592
Total Daytime Population	38,299	95,327	230,032	182,513
Workplace Population	10,957	22,898	62,354	43,993
Average Household Income	\$74,765	\$103,966	\$113,077	\$112,804
Median Household Income	\$55,322	\$79,897	\$87,036	\$85,155
Total Households	18,389	48,375	108,603	85,133
Median Home Value	\$456,551	\$597,852	\$646,265	\$635,848
College (4+)	17.8%	27.6%	33.1%	32.2%
Total Consumer Spending/Capita (Weekly)	\$465	\$489	\$499	\$482
% of Households with Children	30.2%	29.1%	27.7%	27.6%

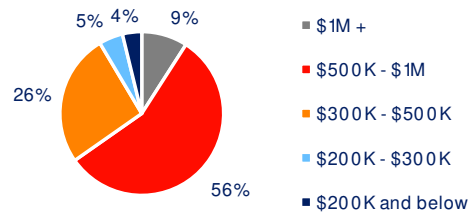
### 2029 Demographic Projections

Projected Population	52,262	133,328	289,043	229,117
Projected Annual Growth Rate	0.3%	0.0%	0.1%	0.0%
Projected Total Growth Rate (5-Yr)	1.3%	0.1%	0.3%	0.2%

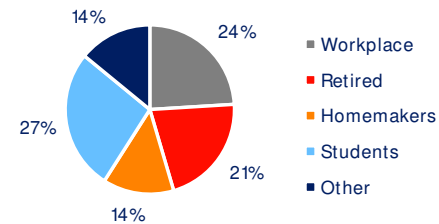
### 3-Mile Radius Section Detail



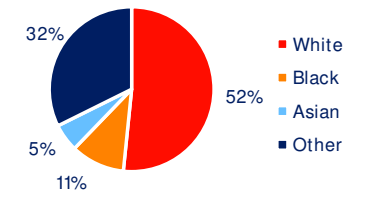
Household Income



Home Value



Daytime Population



Race  
Hispanic Origin: 35.8%