

Mableton Walk

Mableton, GA

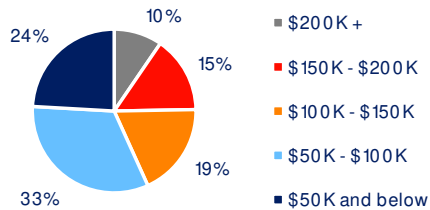
Demographic Summary Report

2020 Census, 2024 Estimates & 2029 Projections
Source: Synergos Technologies, Inc

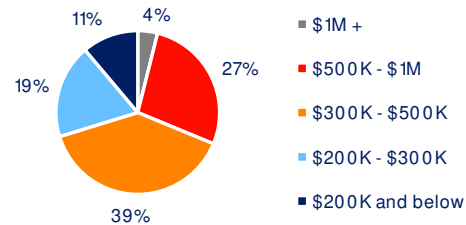
Current Year Demographics	1-Mile Radius	3-Mile Radius	5-Mile Radius	10-Min Drive
Current Population	6,455	62,744	181,336	98,668
Total Daytime Population	5,395	61,011	163,770	84,799
Workplace Population	1,888	21,865	62,109	30,730
Average Household Income	\$110,621	\$120,369	\$112,242	\$114,511
Median Household Income	\$92,055	\$83,465	\$81,188	\$79,899
Total Households	2,415	23,409	69,202	36,908
Median Home Value	\$418,042	\$392,812	\$390,050	\$382,690
College (4+)	35.8%	39.0%	38.6%	38.5%
Total Consumer Spending/Capita (Weekly)	\$445	\$446	\$440	\$447
% of Households with Children	24.6%	28.9%	28.2%	29.3%

2029 Demographic Projections	1-Mile Radius	3-Mile Radius	5-Mile Radius	10-Min Drive
Projected Population	7,157	66,819	192,104	104,951
Projected Annual Growth Rate	2.1%	1.3%	1.2%	1.2%
Projected Total Growth Rate (5-Yr)	10.9%	6.5%	5.9%	6.4%

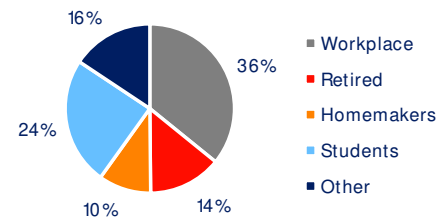
3-Mile Radius Section Detail



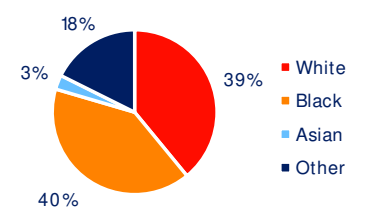
Household Income



Home Value



Daytime Population



Hispanic Origin: 18.8%
Race