

Mansell Crossing

Alpharetta, GA

Demographic Summary Report

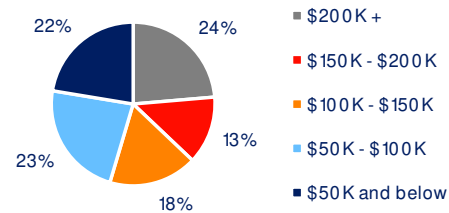
2020 Census, 2024 Estimates & 2029 Projections
Source: Synergos Technologies, Inc

Current Year Demographics	1-Mile Radius	3-Mile Radius	5-Mile Radius	10-Min Drive
Current Population	4,729	76,567	196,486	160,242
Total Daytime Population	9,038	104,325	231,115	194,850
Workplace Population	6,274	57,697	103,235	95,261
Average Household Income	\$127,881	\$150,857	\$163,755	\$150,161
Median Household Income	\$86,886	\$113,138	\$122,601	\$111,660
Total Households	2,068	30,647	77,040	64,673
Median Home Value	\$559,786	\$629,358	\$672,045	\$622,824
College (4+)	57.1%	60.5%	66.0%	63.7%
Total Consumer Spending/Capita (Weekly)	\$450	\$463	\$472	\$451
% of Households with Children	23.6%	30.2%	32.0%	31.5%

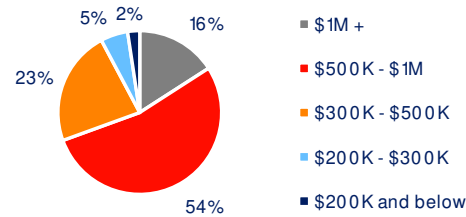
2029 Demographic Projections

Projected Population	4,794	77,463	198,941	162,775
Projected Annual Growth Rate	0.3%	0.2%	0.2%	0.3%
Projected Total Growth Rate (5-Yr)	1.4%	1.2%	1.2%	1.6%

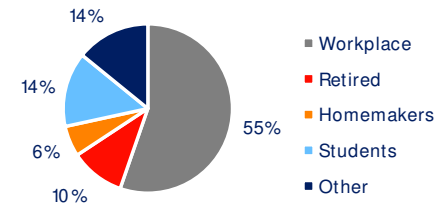
3-Mile Radius Section Detail



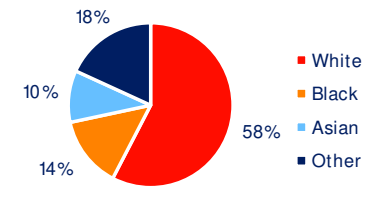
Household Income



Home Value



Daytime Population



Race
Hispanic Origin: 17.3%