

# Maple Village

Ann Arbor, MI

## Demographic Summary Report

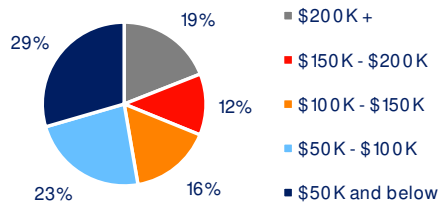
2020 Census, 2024 Estimates & 2029 Projections  
Source: Synergos Technologies, Inc

Current Year Demographics	1-Mile Radius	3-Mile Radius	5-Mile Radius	10-Min Drive
Current Population	12,324	82,075	145,206	136,140
Total Daytime Population	11,103	131,332	244,601	237,651
Workplace Population	3,588	64,054	89,068	89,179
Average Household Income	\$139,733	\$136,923	\$141,042	\$135,718
Median Household Income	\$112,174	\$93,706	\$97,548	\$92,728
Total Households	5,526	32,250	57,998	54,379
Median Home Value	\$480,291	\$546,575	\$541,837	\$519,036
College (4+)	80.6%	78.4%	77.7%	75.6%
Total Consumer Spending/Capita (Weekly)	\$461	\$436	\$444	\$440
% of Households with Children	25.2%	17.0%	18.7%	18.7%

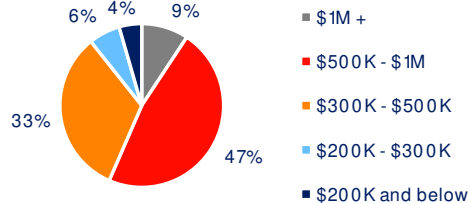
### 2029 Demographic Projections

Projected Population	13,139	87,059	154,660	144,738
Projected Annual Growth Rate	1.3%	1.2%	1.3%	1.2%
Projected Total Growth Rate (5-Yr)	6.6%	6.1%	6.5%	6.3%

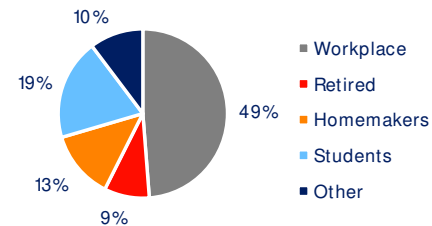
### 3-Mile Radius Section Detail



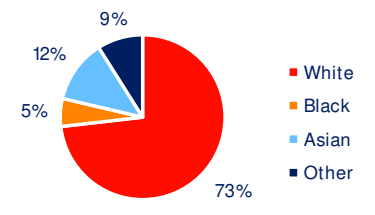
Household Income



Home Value



Daytime Population



Hispanic Origin: 5.4%  
Race

**BRIXMOR**