

Maplewood

Houston, TX

Demographic Summary Report

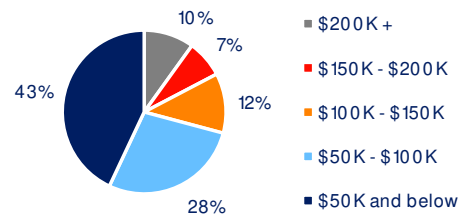
2020 Census, 2024 Estimates & 2029 Projections
Source: Synergos Technologies, Inc

Current Year Demographics	1-Mile Radius	3-Mile Radius	5-Mile Radius	10-Min Drive
Current Population	23,194	218,666	552,808	353,385
Total Daytime Population	21,213	220,645	616,784	390,433
Workplace Population	5,960	82,673	297,018	180,516
Average Household Income	\$111,796	\$102,979	\$112,293	\$108,525
Median Household Income	\$83,225	\$59,841	\$64,721	\$63,321
Total Households	8,647	80,923	228,674	142,918
Median Home Value	\$399,131	\$374,761	\$331,554	\$374,630
College (4+)	38.8%	33.8%	42.2%	40.1%
Total Consumer Spending/Capita (Weekly)	\$429	\$418	\$421	\$420
% of Households with Children	33.4%	33.2%	27.0%	29.0%

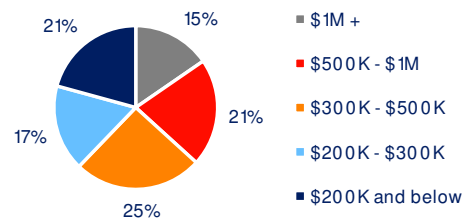
2029 Demographic Projections

Projected Population	22,853	215,350	556,880	353,813
Projected Annual Growth Rate	-0.3%	-0.3%	0.1%	0.0%
Projected Total Growth Rate (5-Yr)	-1.5%	-1.5%	0.7%	0.1%

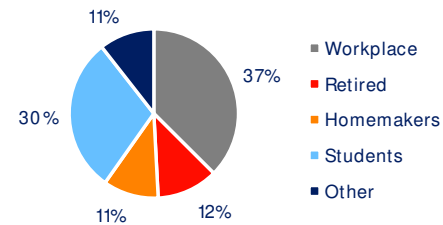
3-Mile Radius Section Detail



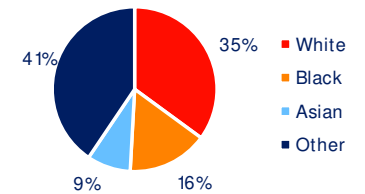
Household Income



Home Value



Daytime Population



Race
Hispanic Origin: 50.0%